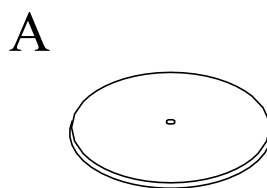

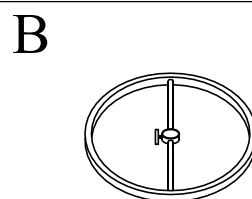


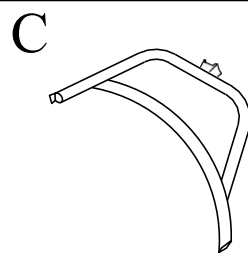
ASSEMBLE INSTRUCTION



x1



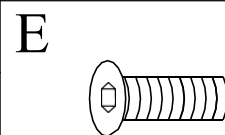
x1



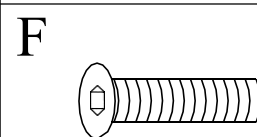
x4



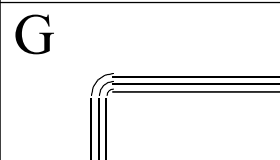
Ø6.5*1.0 x12



1/4"x16 x4

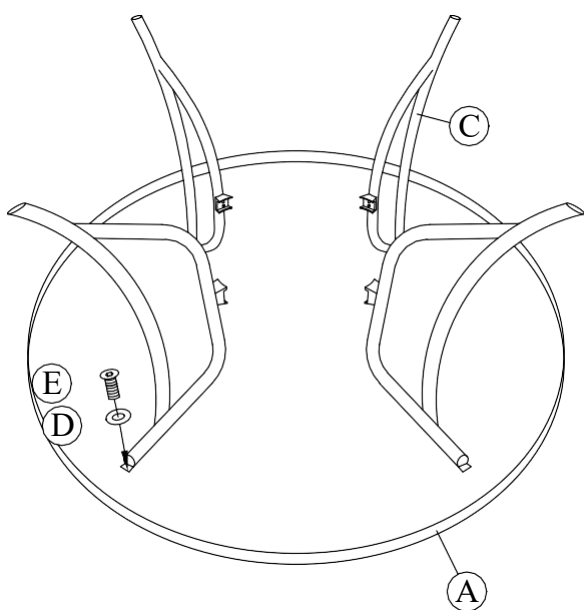


1/4"x22 x8

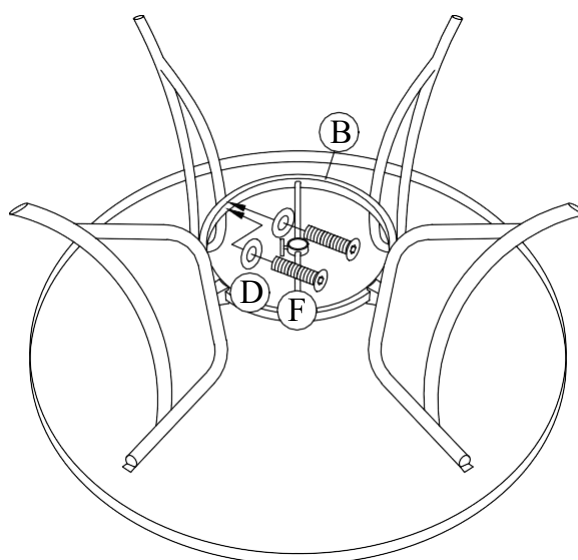


x1

1



2



1. Fix all the screws in place, without tightening them first.
 2. After confirming the position of all the screws, tighten the screws and nuts.
1. Fixez toutes les vis en place, sans les serrer au préalable.
 2. Après avoir confirmé la position de toutes les vis, serrez les vis et les écrous.