


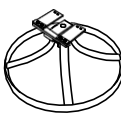



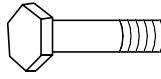

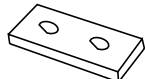

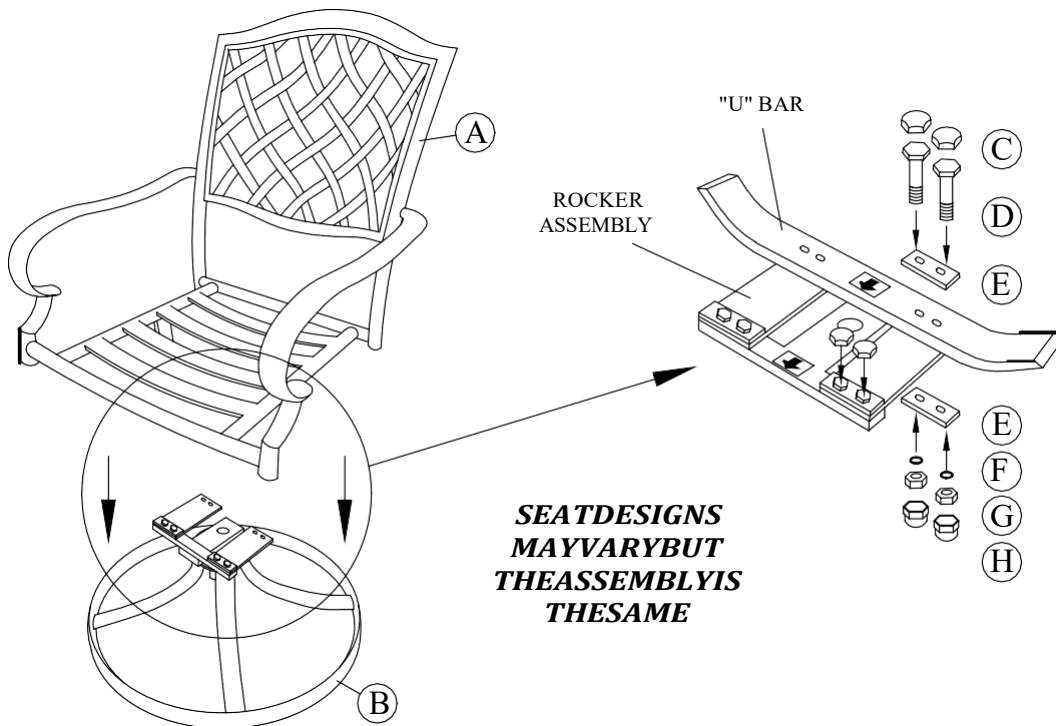


ASSEMBLE INSTRUCTION



A	 x1	F	 5/16" x4
B	 x1	G	 5/16" x4
C	 x8	H	 x4
D	 5/16"x58 x4	I	 x1
E	 x4	J	 x1



1. Fix all the screws in place, without tightening them first.
 2. After confirming the position of all the screws, tighten the screws and nuts.
1. Fixez toutes les vis en place, sans les serrer au préalable.
 2. Après avoir confirmé la position de toutes les vis, serrez les vis et les écrous.