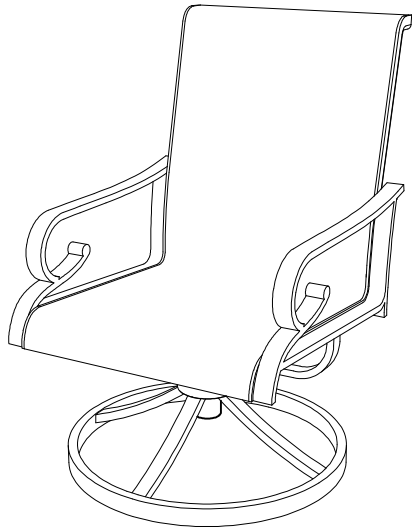


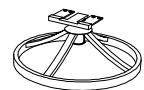



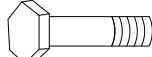

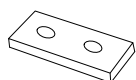

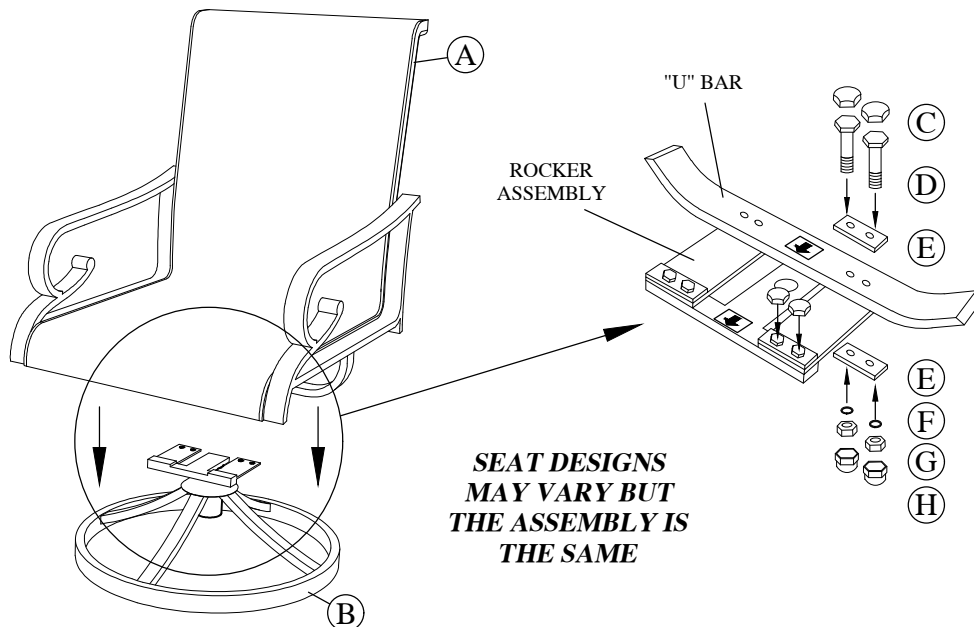


ASSEMBLE INSTRUCTION



A	 x1	F	 5/16" x4
B	 x1	G	 5/16" x4
C	 x8	H	 x4
D	 5/16"x58 x4	I	 x1
E	 x4	J	 x1



1. Fix all the screws in place, without tightening them first.
2. After confirming the position of all the screws, tighten the screws and nuts.