
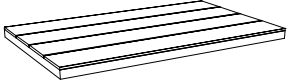
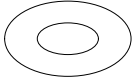

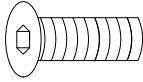
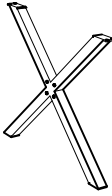

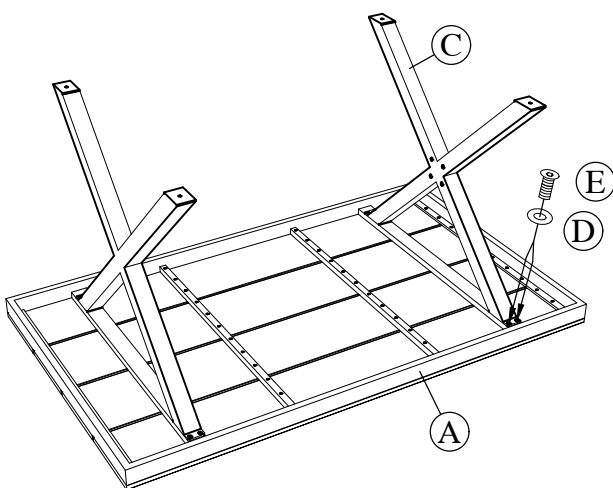


# ASSEMBLE INSTRUCTION

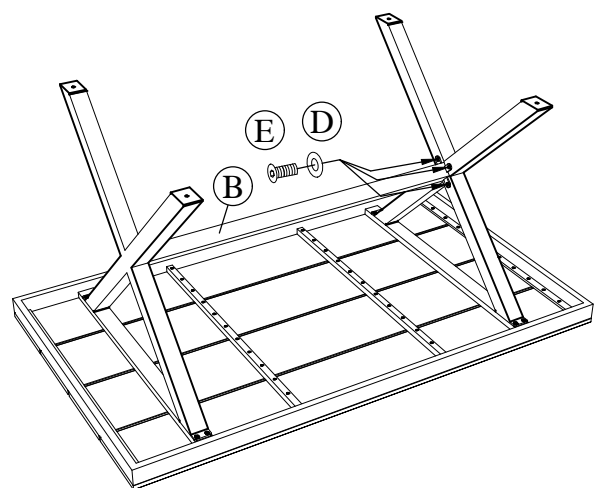


<p><b>A</b></p>  <p>x1</p>	<p><b>D</b></p>  <p>Ø6.5*1.0 x16</p>
<p><b>B</b></p>  <p>x1</p>	<p><b>E</b></p>  <p>1/4"x18 x16</p>
<p><b>C</b></p>  <p>x2</p>	<p><b>F</b></p>  <p>x1</p>

1



2



1. Fix all the screws in place, without tightening them first.
2. After confirming the position of all the screws, tighten the screws and nuts.