



# Guangzhou Canmei Lighting Co.Ltd.

**Address: 2057, No.544 Asian Games Avenue,  
Dalong Street, Panyu Dist, Guangzhou, Guangdong,  
China (Mainland)**

# CONTENT

**1**

**Company Profile**

**2**

**Team**

**3**

**Honor**

**4**

**Top-rated products**



01

# Company Profile

---

- Comapny profile
- Official Certificate
- Factory

# Company Profile



## Guangzhou Canmei Lighting Co. Ltd.

- Founded in 2013
- Located in Guangzhou, China
- With convenient transportation access and beautiful environment

---

We are a professional manufacture and exporter that is concerned with the design, development and production of led lighting for home.



## Factory



Covering an area of 3000 square meters, we now have over 200 employees, boast an annual sales figure exceeds USD 15 millions and currently export 30% of our production worldwide.



# Warehouse





# Quality control line



**All manufactured products are carefully checked.**



# Official Certificate



At the mean time, we have ISO9001,CE and RoHS,and CCC BIS certification for the quality guarantee.

As a result of our high quality products and outstanding customer service, we have gained a global sales network reaching countries in European.





A decorative graphic on the left side of the slide, featuring a central brown triangle pointing upwards with the number '02' inside it. This triangle is surrounded by several overlapping triangles and parallelograms in shades of orange and yellow, creating a dynamic, abstract composition.

02

Team

---

# Professional Team





# // Travelling







03

Honor

---



# Honors Witness Company Strength





# Super Key Account



**Guangzhou Canmei Lighting Co., Ltd.  
won the 2020 SKA Excellent Product Award from Alibaba~**



# Super Key Account



**Canmei Lighting as Super Key Account  
on the NASDAQ screen of New York Times Square.**



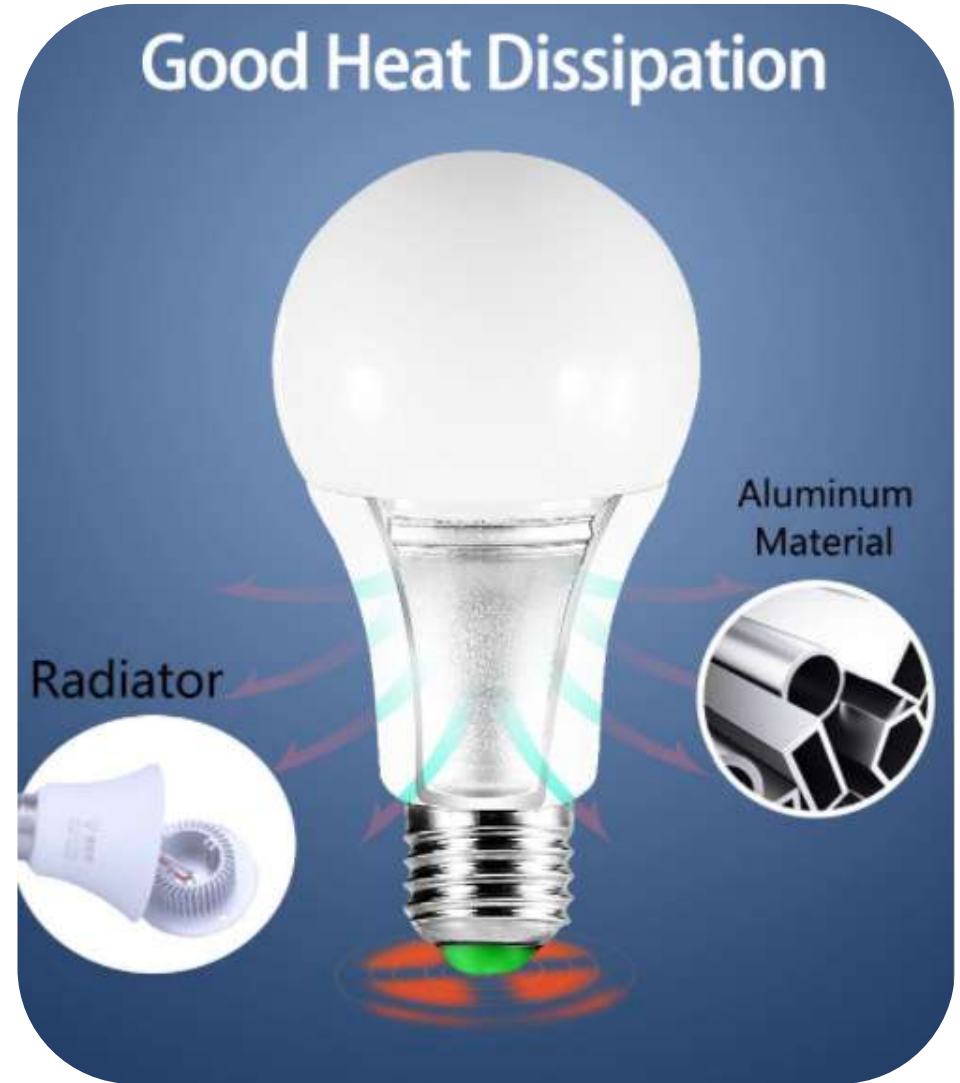
03

## Top-rated products

---

- LED Bulb
- LED Tube
- LED Strips
- LED Downlight
- Solar lights
- LED Panel lights

# LED Bulb





# LED Bulb



# // LED Sensor Bulb



# LED Sensor Bulb

## SOUND SENSOR BULB



## MICROWAVE SENSOR BULB



## PIR SENSOR BULB







# // LED Sensor Bulb

**ALL SMART BULBS  
CAN ONLY WORK IN THE DARK**



## Scenario Shows



# LED Emergency Bulb



# // LED Emergency Bulb - Application



**Working time: 4-6 hours**

**Watt: 5W / 7W / 9W / 12W / 15W**





# // LED Bulbs - Smart Bulb

Make the light closer to your life



## Product Name

— Wifi Smart Lamp

## Overall Dimensions

—  $\Phi 60 \times 118 \text{MM}$

## Driving Type

— Constant Current Drive

## Lamp Plate Type

— Aluminum Plate

## Lamp Holder Type

— E27

## Color Temperature

— RGB

## Lamp Bead Types

— 2830\*6

## WIFI Spectrum

— 2.4G

## Connection Distance

— 10M

# // LED Bulbs - Smart Bulb

## Exterior Integral Structure

Make the light closer to your life



The appearance is delicate and  
simple structure is convenient  
and quick to install



# LED Bulbs - Completed order on Alibaba

Order No.25

2019-12-26



# LED Fan Lights

2 FAN BLADE



30w

3 FAN BLADE



45w

4 FAN BLADE



60w

4+1 FAN BLADE



60w

Lamp Base:



B22



E27

Voltage: AC85-265V / AC165-265V


Color temperature: 3000K/6500K



3 fan blade  
led bulb 45W



4 fan blade  
led bulb 60W



# LED Fan Lights

## PRODUCT SIZES

SIZES



# // Fan Lights - Product Details

**2835 SMD**



## LED CHIP

Good color rendering index, high lumen  
Anti-static ability, low lumen decrease  
Long lifetime, stable quality



**01**

## LAMP BODY

Use imported plastic, Good heat conductivity  
solve the problem of heat dissipation perfectly



**03**

## STANDARD INTERFACE

E27 international standard socket



## PLASTIC LAMP BODY

Dazzling lines highlight the  
luxury of the lamp body



**02**

## LAMP SHADE

High transparent PC lampshade  
No dark space, anti glare  
light transmittance > 90%



**04**



## HIGH LUMEN LED CHIPS

Use high-quality SMD 2835 chips, high  
brightness and not hurt eyes





# LED Strip



Waterproof(IP65)



Non-waterproof(IP20)

# // LED Strip

LED Strips



Power Plug



Controller



# LED Strip

5050 WIFI control  
24 keys remote



5050 Bluetooth





# LED Strip - Neutral Packaging

190\*190\*65mm



# LED Strips - Completed Order on Alibaba

Order No. [redacted] 2020-09-02

[redacted] | View More



United States

Leave Messages



SMD 12V 5050 IP20 2 reel  
5m/roll set

USD [redacted] x 2496



SMD 12V 5050 IP20 2 reel  
5m/roll set

USD [redacted] x 1800

USD [redacted]  
(initial payment USD [redacted])

OneTouch  
Agency Export  
Express

To United States  
of America

Waiting for  
delivery  
confirmation

Extend receiving time

Modify Contract

Order No. [redacted] 2020-06-29

[redacted] | View More



United States

Chat Now!



Hot selling 12V Red yellow green  
blue white warm white 60leds/...  
Emitting Color:RGB,Type:Flex  
LED Strips

USD [redacted] x 1500



Hot selling 12V Red yellow green  
blue white warm white 60leds/...

USD [redacted] x 1500

USD [redacted]  
(initial payment USD [redacted])

OneTouch  
Agency Export  
Express

To United States  
of America

Order complete

Delivery management

Reorder

Order No. [redacted] 2020-09-23

[redacted] | View More



United Kingdom

Leave Messages



DC 5V 5050 RGB 30led each  
meter+USB line+24key remote...

USD [redacted] x 300



DC 5V 5050 RGB 30led each  
meter+USB line+24key remote...

USD [redacted] x 260

USD [redacted]  
(initial payment USD [redacted])

Convenient  
Delivery  
Express

To United  
Kingdom of  
Great Britain and  
Northern Ireland

Waiting for  
delivery  
confirmation

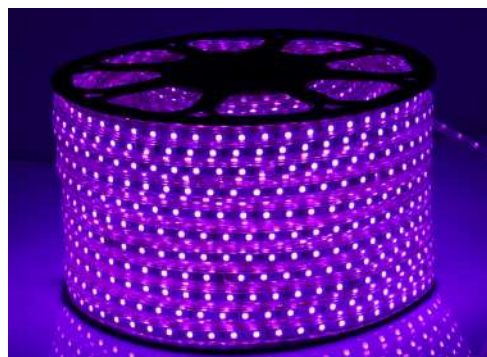
Extend receiving time

Modify Contract

3 product(s) in all




# LED Strip



Item No.	Picture	Color	Lumen/led	Description	Circuit Board Width
CMJ-DD-220V-60D5050SJ-RGB		RGB	10-12lm	SMD5050 IP66 60 led/M  Voltage: 100-120V /220-240V  Material: Copper+PC  1 year warranty	10mm
CMJ-DD-220V-60D5050SJ-W		White	18-20lm		8mm
CMJ-DD-220V-60D5050SJ-WW		Warm White	18-20lm		8mm
CMJ-DD-220V-60D5050SJ-B		Blue	18-20lm		8mm
CMJ-DD-220V-60D5050SJ-R		Red	18-20lm		8mm
CMJ-DD-220V-60D5050SJ-G		Green	18-20lm		8mm
CMJ-DD-220V-60D5050SJ-Y		Yellow	18-20lm		8mm



# LED Strip



Item No.	Picture	Color	Lumen/led	Description	Circuit Board Width
CMJ-DD-220V-120D5730-WWWN		White Warm White White Neutral	18-20lm	SMD5730 IP66 120 led/M  Voltage: 220-240V Material:Copper+PC  1 Year Warranty	12mm
CMJ-DD-220V-120D5730-WWBP		Warm White White Blue Purple	18-20lm		12mm
CMJ-DD-220V-120D5730-W		White	18-20lm		10mm
CMJ-DD-220V-120D5730-WW		Warm White	18-20lm		10mm
CMJ-DD-220V-120D5730-B		Blue	18-20lm		10mm

Item No.	Picture	Color	Lumen/led	Description	Circuit Board Width
CMJ-DD-220V-120D3014-W		White	18-20lm	SMD3014 IP66 120 led/M  Voltage: 220-240V Material:Copper+PC  6 Months Warranty	5mm
CMJ-DD-220V-120D3014-WW		Warm White	18-20lm		5mm
CMJ-DD-220V-120D3014-B		Blue	18-20lm		5mm
CMJ-DD-220V-120D3014-R		Red	18-20lm		5mm

# // LED Strip Accessories





Connector Pins

End Cap

Strip Clip


Middle Plug



can be cut every one meter



# // LED Strip Package






# LED Tube Lights

CANMEIJIA



## Integrated T8 Tube (New square hold)




# // LED Tube Lights Details

CANMEIJIA



## Emitting Color



6000K Cold white

4000K natural white

3000K warm white

# LED Tube Lights

## T5 AND T8




**T5**

Suitable for kitchen  
display cabinet

**T8**

suitable for office  
factory mall



## Product Parameters

Types

Length

T5

0.3m/0.6m/0.9m/1m/1.2m

T8

0.6m/0.9m/1.2m



# // LED Tube Light Details


## High quality LED Chip

No dark spots  
low light decay




## IC Driver

No flicker  
protect your eyes



## Easy be connected



## PC Cover

High transmittance  
lampshade



# LED Linear Light

## Led linear Light

2 rows chip



Free



## PRODUCT PARAMETER

Double row lamp beads



[ Brand ]CANMEIJIA

[ Voltage ]AC180V~265V

[Frequency]50/60HZ

[ Power ] 20W/30W/40W

[ Material ]PC lampshade+Metal base

[Suitable scene]Home renovation/  
The mall/Hotel/  
Office space, etc.


Power	Specification (mm)	Types	Color
20W	600*75*25	LED	Cold White (6500K)
30W	900*75*25	LED	
40W	1200*75*25	LED	

# // LED Linear Light

## Led linear Light

2 rows chip (joint)

### Accessories



Cold White

## PRODUCT PARAMETER



Length	Power	Quantity of chips
0.3m	10W	48LEDS
0.5m	20W	96LEDS
0.6m	20W	192LEDS
1.2m	40W	192LEDS



# // LED Linear Light

## Led linear Light

3 rows chip



Free



## PRODUCT PARAMETER



[ Brand ] CANMEIJIA

[ Voltage ] AC180V~265V

[ Frequency ] 50/60HZ

[ Power ] 60W

[ Material ] PC lampshade + Metal base

[ Suitable scene ] Home renovation/  
The mall/Hotel/  
Office space, etc.

Power	Specification (mm)	Types	Color
60W	1200*74*25	LED	Cold White (6500K)

# // LED Tube Light - Application



# LED Downlight






# // LED Downlight - Product Details

1

Angle adjustable




Easy to install



2

3



IC Driver, no flicker



# LED Surface Downlight



## Product Sizes



# // LED Surface Downlight - Product Details



Metal buckle  
on back

IC Constant  
Driver



**Cold White**  
6500k



**Neutral White**  
4000k



**Warm White**  
3000k



# // LED Surface Downlight - Application



# LED Spotlight



## Efficient heat dissipation

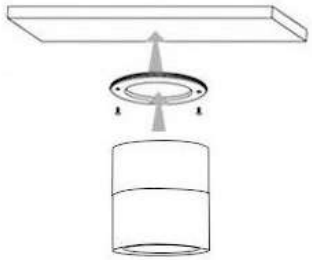
Aluminum material, strong heat dissipation function, prolong the service life of the lamp



# // LED Spotlight

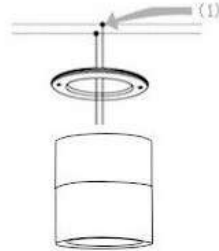
## Easy To Install

1



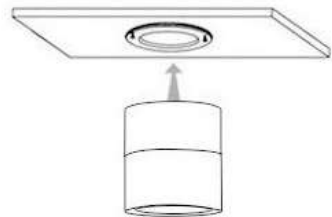
1. Rotate the bottom of the lamp holder and remove the base

2



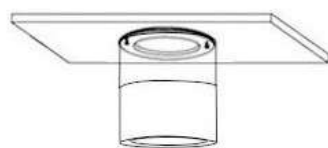
2. Open a wire hole and fix the base to the ceiling

3



3. Connect the drive to the power cord

4



4. Fix the lamp body on the base and the installation is successful

Watts	surface width	holder height	Head height
10W	80MM	58MM	40MM



Corridor lights



living room



# // LED Ceiling Light



**Power: 16W / 22W / 30W / 50W / 70W**

**Frame Color: Black / White / Blue / Pink /  
Yellow / Green**



Use a high transmission lampshade  
bring you brighter life



# LED Motion Sensor Ceiling Lights



Motion Sensor LED Ceiling Light						
Power	Voltage	Luminous flux	Color rendering index(RA)	Lamp bead model	Number of lamp beads	Lamp body diameter (mm)
12W	AC85-265V	800LM	≥80	SMD2835	18	φ220
18W	AC85-265V	1200LM	≥80	SMD2835	24	φ300

**15W/20W/30W/40W**



Power	Voltage	Luminous flux	CRI(Ra)	Size(mm)	Weihtg	Led chips	Carton size(mm)
15W	AC85-265V	1200LM	80	φ180*60	0.13KG	SMD2835*40	365*365*475 (60pcs)
20W	AC85-265V	1400LM	80	φ150*60	0.17KG	SMD2835*48	625*335*480 (60pcs)
30W	AC85-265V	2200LM	80	φ185*60	0.24KG	SMD2835*72	600*325*420 (30pcs)
40W	AC85-265V	2900LM	80	φ220*60	0.31KG	SMD2835*96	650*245*490 (20pcs)

# // LED Motion Sensor Ceiling Lights

## Working Process




1. Turn off automatically at daytime



2. Turn on automatically, when people move to the range of the lamp (3-5m)



3. Continues to light up as long as people moving in the sensing range



4. Turn off after 25-30 seconds after people leave the range of lamp

Reduce the hidden danger for kids

## Safety



Turn on automatically at night



## Convenient



# LED Motion Sensor Ceiling Lights

Sensor angle: 120°

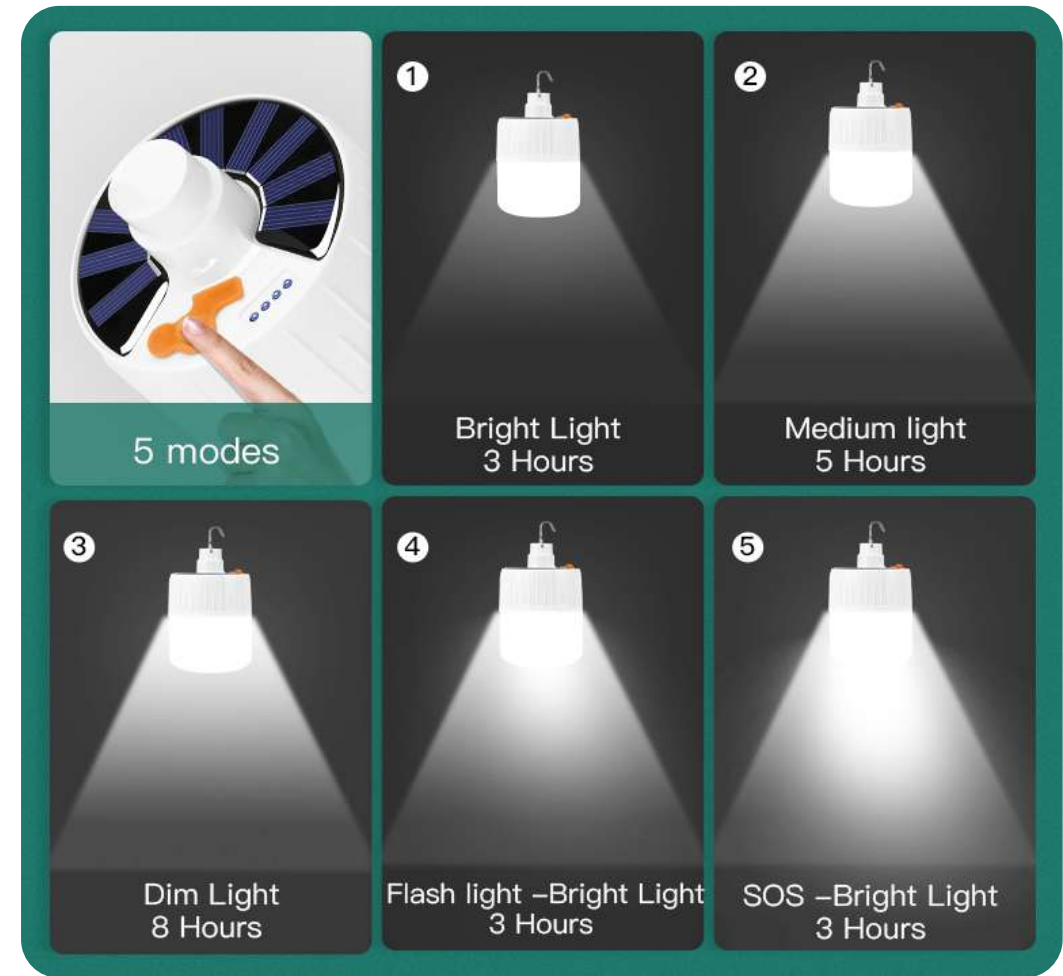
Application:



# LED Solar Blub



**Wattage: 30W / 40W**  
**Charging time: 5-8hrs**

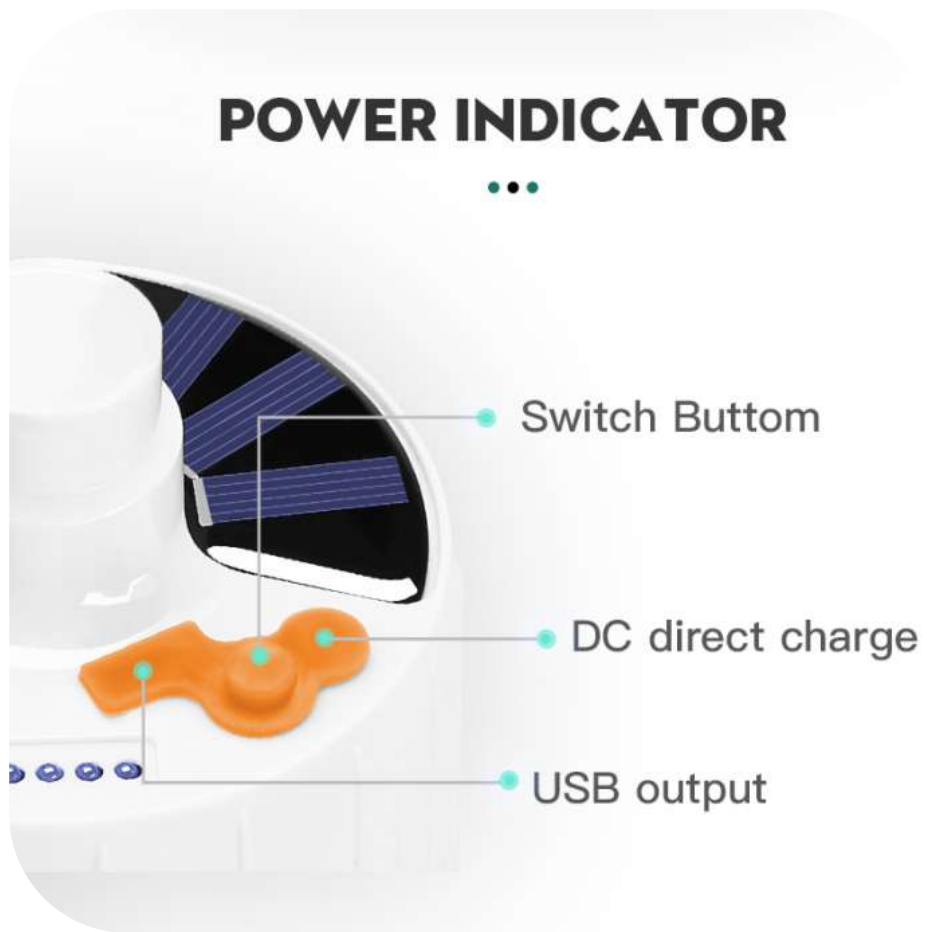


**5 Modes of Remote Control**

# // LED Solar Blub - Details

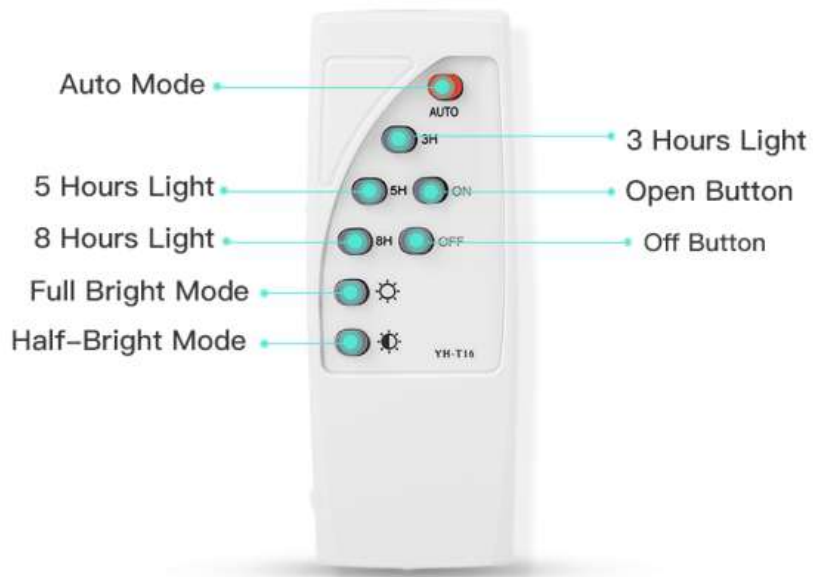
## POWER INDICATOR

...



## REMOTE CONTROL

...



## SUPPORT POWER OUTPUT

Charge the phone with usb cable

...





# // LED Solar Blub - Application



# // LED Solar Blub - Neutral English Packaging



# **Solar Flood Light**



**Wattage:**  
**10W / 25W / 45W / 65W /**  
**120W / 200W/ 300W**



**Charging time: 4-6hrs**  
**Working time: 10-15hrs**



# Solar Flood Light - Product Details



## High Transmittance

illuminative area  
big lamp  
light is downy



## High Light Efficiency

brand LED wick  
used for many  
years without  
attenuation

## Angle

180° adjustable  
no deformation  
and no rust



## High Conversion

brand silicone plate  
can be 8-10 years



# Solar Flood Light - Neutral English Packaging



# // LED Wall Light

Positive Display




Side Display



The angle of light can be adjusted



Multi-angle adjustment





# // LED Wall Light




# LED Wall Light

## Four styles



Style A



Style B



Style C



Style D



1. Mark the wall, drill holes, and fix the base to the wall.



2. Wiring test the lamp, the lamp works normally.



3. Align the lamp body to the base, and fix the lamp body with hexagonal screws.




4. The installation is complete, enjoy the lighting effects.


# LED Wall Light




**6W Black**



**8W Black**




**4W White**



**6W/10W Black**




**6W White**



**8W White**



**4W Black**



**6W Black**



# LED Wall Light

## Scenario Shows



# LED Track Light





# LED Track Light

## DETAILS SHOW



### COB Chip

efficient brightness and ensures a long-lasting consistent performance



### Optical guide post

Increase central light intensity and heat dissipation performance is better



Cooling Hole Design Good heat dissipation and more durable



Track rails 0.5m/1m



Straight Connectors

L Connectors



# LED Track Light

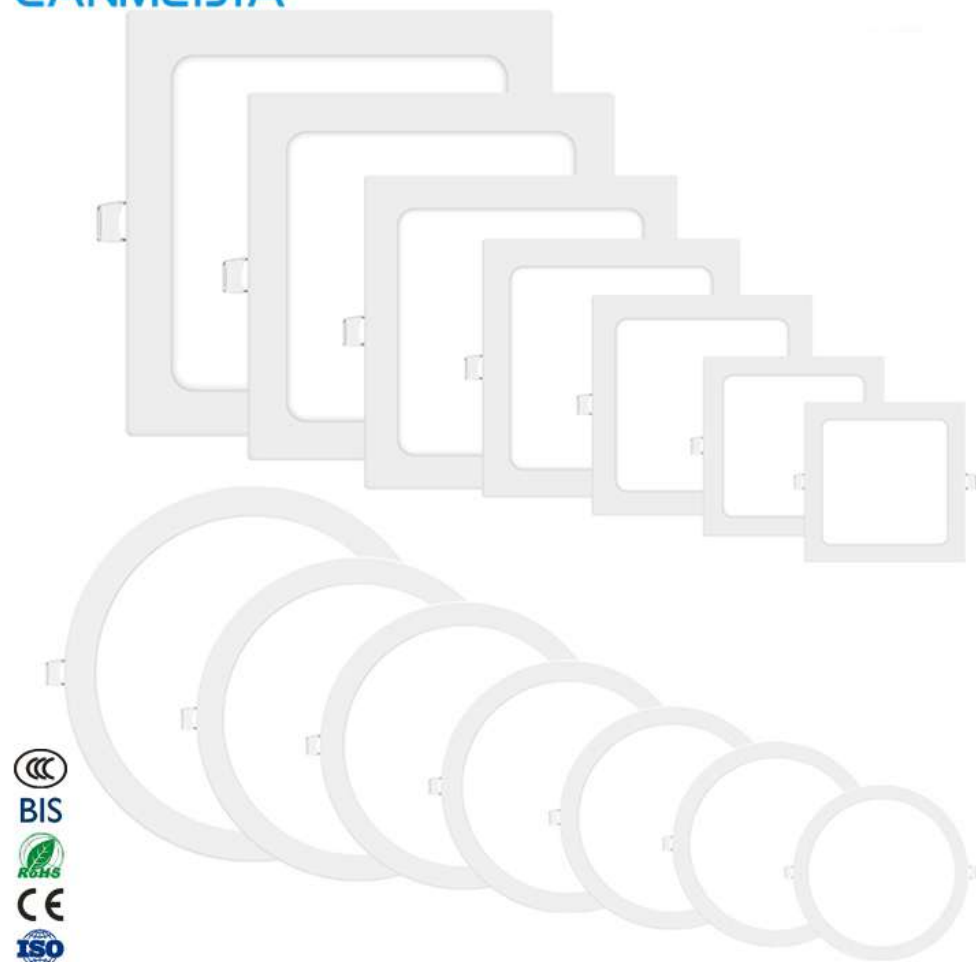
## PRODUCT SIZE



# LED Panel Light



CANMEIJIA





# LED Panel Light

## Two Emitting Color

Cold White: 6500K

Warm White: 3000K



Recessed  
Round/Square

---

Wattage:  
3W/6W/9W/12W/  
15W/18W/24W

Surface-mounted  
Round/Square

---

Wattage:  
6W/12W/18W/24W



# LED Panel Light



Neutral English Package

Customize LOGO



# Thanks