



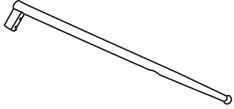








ASSEMBLY INSTRUCTION

Barstool
DY-SY 8684 KD

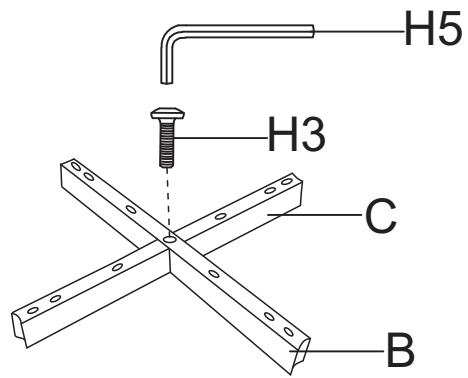


ComponentList			
LABEL		DESCRIPTION	QTY
A		Chair Seat	1
B		Base Part	1
C		Base Part	1
D		Leg	4
E		Stretcher	1

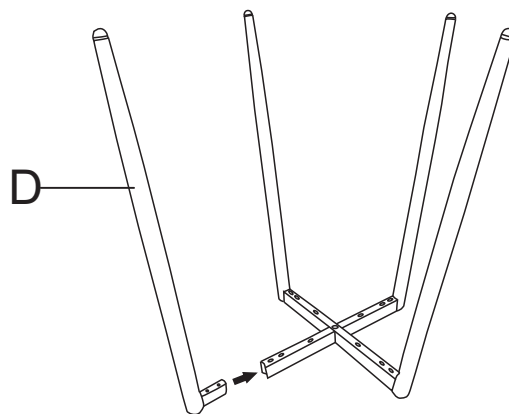
HardwareList			
LABEL		DESCRIPTION	QTY
H1		Bolts M6*10MM	8
H2		Bolts M6*25MM	4
H3		Bolts M6*30MM	1
H4		Bolts M6*50MM	4
H5		Allen Key	1

AssemblySteps

1



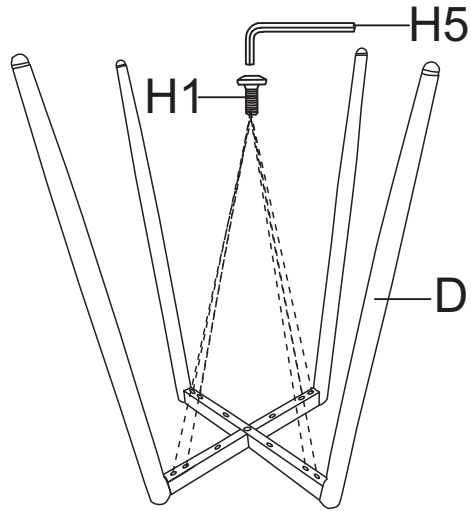
2



AssemblySteps

3

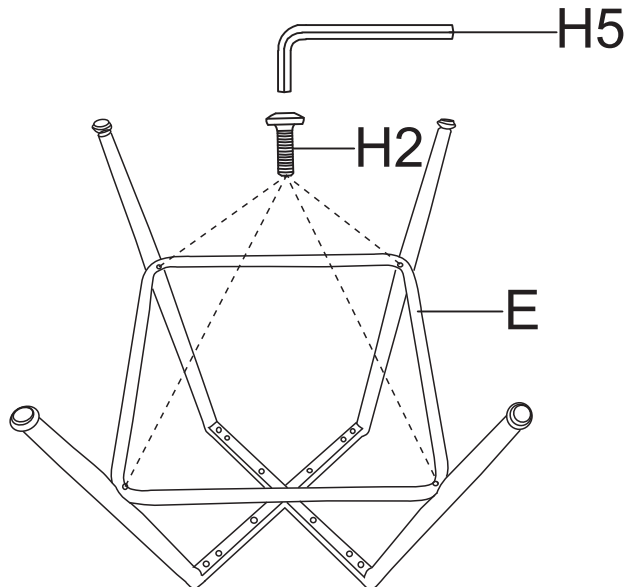
60%



Engage the bolts to 60% tightness.

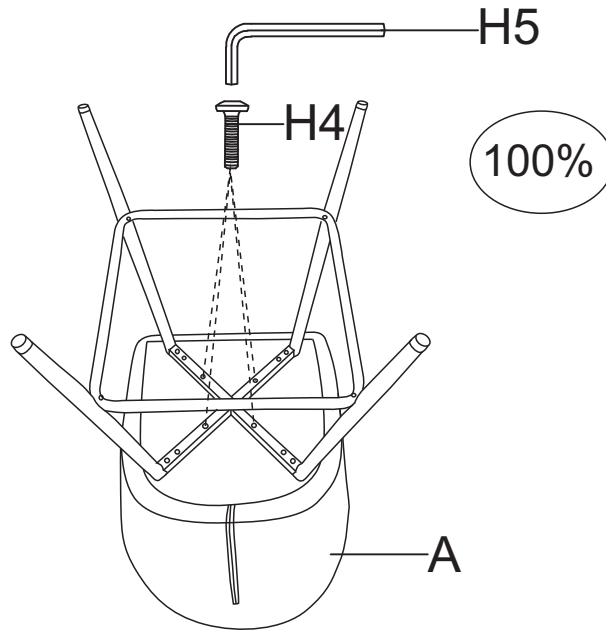
4

60%



AssemblySteps

5



Tighten all bolts 100% tightness.

6

