




CUSTOMER SERVICE

- flywoofpv@outlook.com(Tech Support)
- ally.flywoo@outlook.com(Customer Support)
- support@flywoo.net

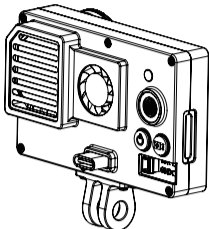
Flywoo Action Camera 9/10/11/12

Flywoo Naked Gopro Action Camera 2.0 GP9 / GP10 / GP11 / GP12 Pro

1 Download the GP Quik App



2 Insert MICRO SD card

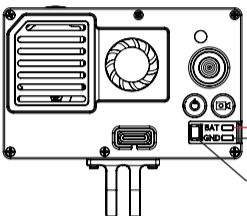


NOTE:

Please use an SD card with U3 level or above.

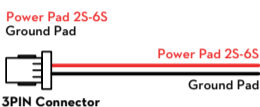


3 Power supply method

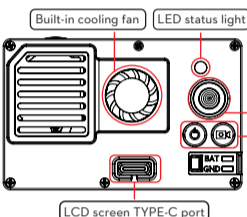


NOTE:

Please make sure the connectors and cables are connected correctly, check the power polarity, incorrect cables can damage the camera.



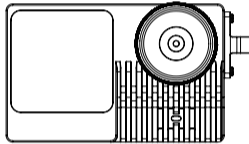
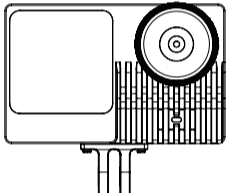
4 Function introduction



NOTE:


1. After the power is input, the blue light is always on.
2. After the red LED flashes 3 times, the power on.
3. The red light flashes slowly, the video is recording.
4. After the power is turned on, the cooling fan keeps working.

5 CNC mount installation



Please use M1.4*3 screws for fixing, supporting both horizontal and vertical installation.

6 Quik APP pairing




Scan to open WIFI QR CODE



GoProQR: /PA

6-2 Open Quik APP and add camera



Note:

Due to the all-metal casing, the WiFi signal may be weakened, so please make sure the phone is close to the camera.

6-3 Reset WIFI settings




GoProQR: /WRESET

Note:


If the Quik APP cannot find the camera, please try scanning the WIFI reset QR code, and the camera will restart.

7 Upgrade the LABS firmware



1. Download the latest firmware from the LABS website: <https://gopro.github.io/labs/>
2. Place the "UPDATE" folder in the root directory of the SD card.
3. Connect the original battery(80% battery or above), power on, and wait for the upgrade to complete.

7-2 special situation



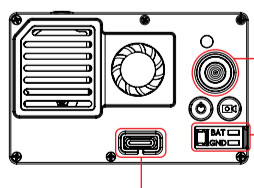
NOTE:

If the screen prompts "not enough power" after the upgrade, please scan the QR code to resolve the issue, and wait for the upgrade to complete.



GoProQR: /MTUSB=1

NOTE



Do not connect at the same time, this will cause damage to the product



Do not connect the usb power, only the GoPro LCD can be connected.

WARNING



Action cameras are not waterproof



It is best to keep the flowing wind for heat dissipation