Huatech



LiTEK7

Miniature Circuit Breaker

www.huadianswg.com

| Table of Contents

Solutions…….……..…….....…..... 01

Product List ……..……..……..…….…..... 02

Product Appearance.……..……..…..…….... 04

Type Designation.…….…….... 05

Technical Data……..06

Dimensions…..……..……..……..…… 14

Temperature Correction Factors.…….……. 19

Tripping Characteristic Curve…..…….…. 21

Functional Features & Ordering Numbers…...22



| Safe, Simple, and Flexible Terminal Distribution Solutions

Huatech terminal distribution products feature innovative technologies that lead the market, delivering highly safe line protection functions and a more comfortable user experience. They meet the installation requirements of all equipment and customers, providing optimal solutions for all distribution applications, including residential, commercial, and industrial sectors.

Huatech is committed to continuous technological innovation, offering customers more functionally complete, user-friendly, and reliable distribution products.

Product List

LiTEK7B1-63N/H	Rated Current: 1A-63A Breaking Capacity: 6000A, 10000A Tripping Characteristic: B, C, D Poles: 1P, 2P, 3P, 4P, 1P+N,3P+N Voltage: 230/400 V	
LiTEK7E1-63N	Rated Current: 6A-63A Breaking Capacity: 6000A Tripping Characteristic: C, D Poles: 1P+N, 2P, 3P, 4P, 3P+N Voltage: 1P+N,2P /230 V; 3P, 3P+N, 4P /400 V	
LiTEK7N1-40	Rated Current: 6A-40A Breaking Capacity: 6000A Tripping Characteristic: C, D Poles: 1P+N Voltage: 230 V	
LiTEK7NE1-40	Rated Current: 6A-40A Breaking Capacity: 6000A Tripping Characteristic: C, D Poles: 1P+N Voltage: 230 V	

Product List - Industrial Series

LiTEK7-63N/H	Rated Current: 1A-63A Breaking Capacity: 6000A, 10000A Poles: 1P/2P/3P/4P Instantaneous Tripping Current: B (6In±20%) C(8In±20%) D(10In±20%)	
LiTEK7-63LDC	Rated Current: 1A-63A Breaking Capacity: 6000A Poles: 1P/2P/3P/4P Voltage: 1P 125V DC; 2P 250V DC 3P 375V DC; 4P 500V DC Instantaneous Tripping Current: B (6In±20%) C(8In±20%) D(10In±20%)	
LiTEK7-63HDC	Rated Current: 1A-63A Breaking Capacity: 10000A Poles: 1P/2P/3P/4P Voltage: 1P 250V DC; 2P 500V DC 3P 750V DC; 4P 1000V DC Instantaneous Tripping Current: B (6In±20%) C(8In±20%) D(10In±20%)	
LiTEK7-125N/H	Rated Current: 80A-125A Breaking Capacity: 6000A, 10000A Poles: 1P/2P/3P/4P Instantaneous Tripping Current: B (6In±20%) C(8In±20%) D(10In±20%)	
LiTEK7H-125	Rated Current: 6A~125A Rated Short-Time Withstand Current Icw: 2kA Rated Short-Circuit Making Current Icm: 2.84kA Utilization Category: AC-22A Poles: 1P/2P/3P/4P	

Product List

· Type I accessories are applicable to LiTEK7-63N/H , LiTEK7-63LDC/HDC

· Type II accessories are applicable to LiTEK7-125N/H

OF-Ⅰ OF-Ⅱ	Module Width: 9mm Specification: 1OF, 2OF, 1OF+1SD Technical Data: AC: 415V (3A) 250V(6A) DC: 130V (1A) 48V (2A) 24V (6A)	
SD-Ⅰ SD-Ⅱ	Module Width: 9mm Specification: 1SD, 2SD Technical Data: AC: 415V (3A) 250V(6A) DC: 130V (1A) 48V (2A) 24V (6A)	
MX-Ⅰ MX-Ⅱ	Module Width: 18mm Specification: AC 110V~440V DC 130V DC 48V DC 24V DC 12V	
MXOF-Ⅰ MXOF-Ⅱ	Module Width: 18mm Auxiliary Power Supply Type: Active, Passive Specification: AC 110V~440V DC 130V DC 48V DC 24V DC 12V	

Product Appearance

- Recyclable
- Self-extinguishing
- Thermoplastic housing
- Impact resistance
- Resilient / Flexible
- Product type
- Rated current (In)
- Breaking capacity (Icu)
- 3C & TÜV certification
- Terminal screw



- Operating Handle
- O = ON position (contacts closed)
- I = OFF position (contacts open)
- Wiring Diagram

Front View



- Product Serial QR Code

Top View

- Applicable standards: GB/T 14048.2 / IEC/EN 60947-2
- Mounting holes for RCD module assembly

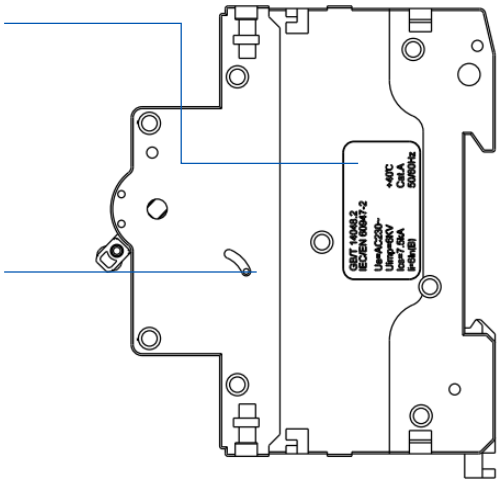

Right View

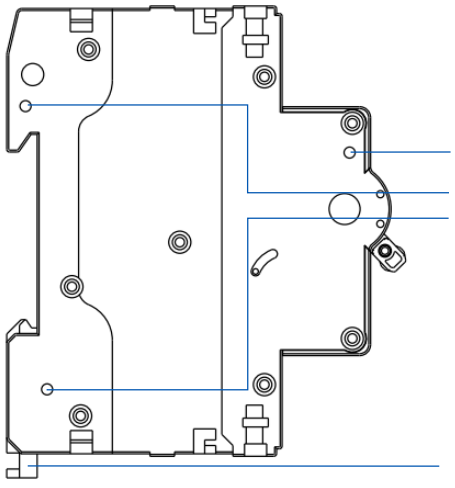

- Mounting holes for assembling accessories
- Bistable Locking Clip

Left View

Type Designation

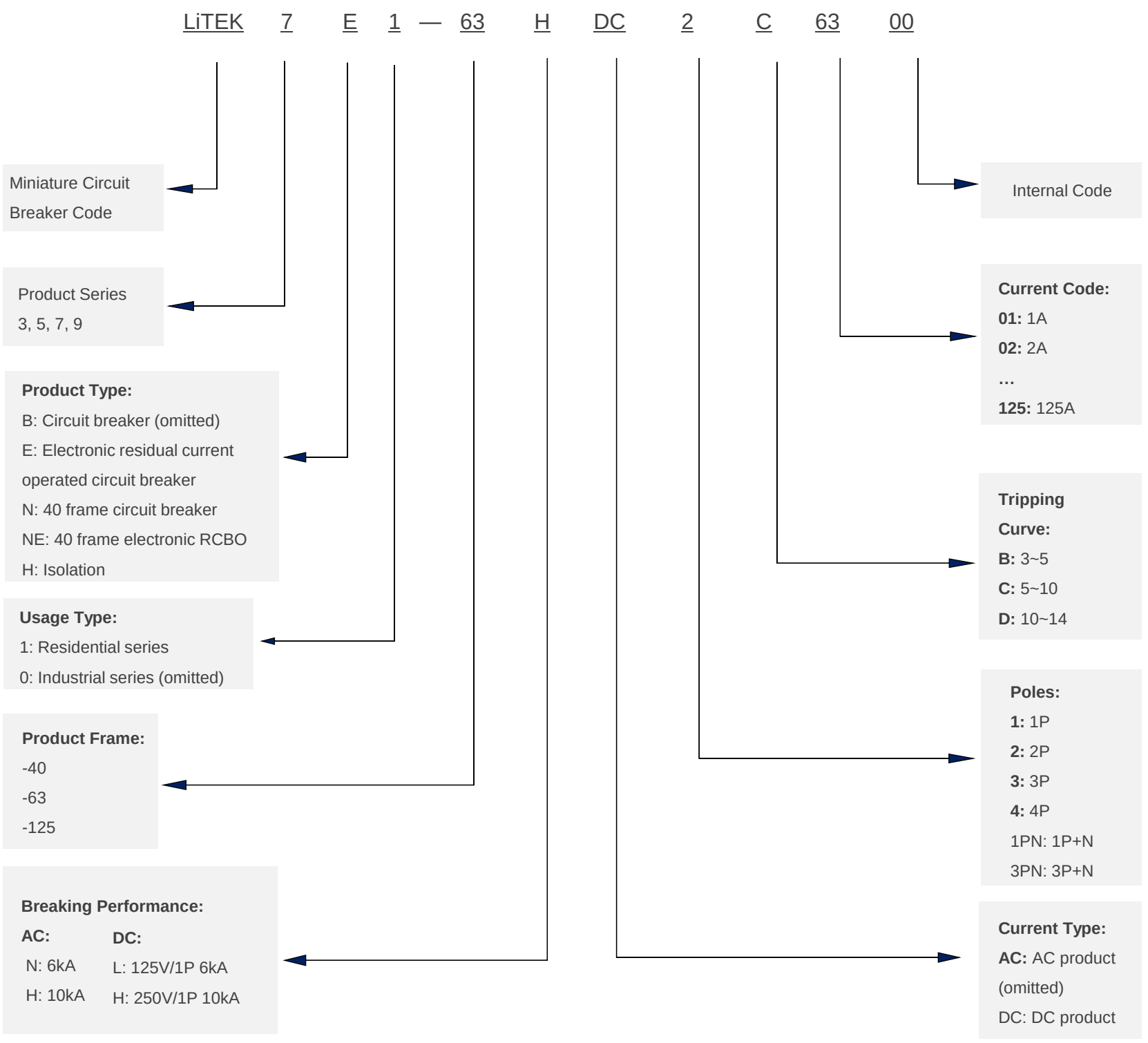

Selection Example

Example 1: Order LiTEK7-63N4D3200

This product is a LiTEK7 industrial series AC circuit breaker, 63 frame, 6kA breaking capacity, 4P, curve D, rated current 32A

Example 2: Order LiTEK7-63HDC4D3200

This product is a LiTEK7 industrial series DC circuit breaker, 63 frame, 10kA breaking capacity, 4P, curve D, rated current 32A

Example 3: Order LiTEK7B1-63N4D3200

This product is a LiTEK7 residential series AC circuit breaker, 63 frame, 6kA breaking capacity, 4P, curve D, rated current 32A

Note: For the breaking performance of DC products, the rated operating voltage is 125V (L) or 250V (H) for single pole, and multiplied by the number of poles for multi-pole products, e.g. 500V (L) or 1000V (H) for 4P

For 125 frame Type D: 12In±20%.

No residual current protection products in the industrial series

Technical Data (LiTEK7B1-63)

Product Name			LiTEK7B1-63N	LiTEK7B1-63H
				
Standards			IEC/EN60898-1; GB/T 10963.1	IEC/EN60898-1; GB/T 10963.1
Product Certification			CCC,CE,CB	CCC,CE,CB
Electrical Characteristics				
Poles			1P, 2P, 3P, 4P,1P+N,3P+N	1P, 2P, 3P, 4P,1P+N,3P+N
Rated Current		A	6, 10, 16, 20, 25, 32, 40, 50, 63	6, 10, 16, 20, 25, 32, 40, 50, 63
Rated Voltage Ue		V	230/400	230/400
Rated Insulation Voltage Ui		V	500	500
Rated Operating Frequency		Hz	50/60	50/60
Rated Impulse Withstand Voltage Uimp		kV	4	4
Rated Ultimate Short-Circuit Breaking Capacity Icn		kA	6	6
Rated Service Short-Circuit Breaking Capacity Ics		kA	6	6
Overvoltage Category			IV	IV
Pollution Degree			3	3
Instantaneous Tripping Characteristic	B (3In~5In)		▲	▲
	C (5In~10In)		▲	▲
	D (10In~14In)		▲	▲
Protection Against Electric Shock			II	II
Mechanical Performance				
Mechanical Life			20000	20000
Electrical Life			10000	10000
Degree of Protection	Circuit breaker body		IP20	IP20
	Installed inside a distribution box		IP 40	IP 40
Reference Ambient Temperature		°C	30°C	30°C
Operating Ambient Temperature		°C	-35 to +70°C	-35 to +70°C
Storage Ambient Temperature		°C	-40 to +85°C	-40 to +85°C
Installation Characteristics				
Terminal Torque	1A-32A	N.m	2.5	2.5
	40A-63A	N.m	3	3
Max. Terminal Capacity	1A-32A	mm^2	25	25
	40A-63A	mm^2	35	35
Cable Entry			Either top or bottom	Either top or bottom

Technical Data (LiTEK7E1-63)

Product Name			LiTEK7E1-63N
			
Standards			IEC 61009-1; GB 16917.1
Product Certification			CCC
Electrical Characteristics			
Poles			1P+N, 2P, 3P, 4P, 3P+N
Rated Current		A	6, 10, 16, 20, 25, 32, 40, 50, 63
Rated Voltage Ue		V	1P+N, 2P /230 3P, 3P+N, 4P/400
Rated Insulation Voltage Ui		V	500
Rated Operating Frequency		Hz	50/60
Rated Impulse Withstand Voltage Uimp		kV	4
Rated Ultimate Short-Circuit Breaking Capacity Icn		kA	6
Rated Service Short-Circuit Breaking Capacity Ics		kA	6
Residual Current Operating Characteristics			AC
Rated Residual Current IΔn			30mA,50mA,100mA
Overvoltage Category			IV
Pollution Degree			3
Instantaneous Tripping Characteristic	B (3In~5In)		-
	C (5In~10In)		▲
	D (10In~14In)		▲
Protection Against Electric Shock			II
Mechanical Performance			
Mechanical Life			20000
Electrical Life			10000
Degree of Protection	Circuit breaker body		IP20
	Installed inside a distribution box		IP 40
Reference Ambient Temperature		°C	30°C
Operating Ambient Temperature		°C	-25 to +55°C
Storage Ambient Temperature		°C	-25 to +85°C
Installation Characteristics			
Terminal Torque	1A-32A	N.m	2.5
	40A-63A	N.m	3
Max. Terminal Capacity	1A-32A	mm^2	25
	40A-63A	mm^2	35
Cable Entry			Top in, bottom out

Technical Data (LiTEK7N1-40)

Product Name			LiTEK7N1-40
			
Standards			IEC/EN60898-1; GB/T 10963.1
Product Certification			CCC, CE, CB
Electrical Characteristics			
Poles			1P+N
Rated Current		A	6, 10, 16, 20, 25, 32, 40
Rated Voltage Ue		V	230
Rated Insulation Voltage Ui		V	500
Rated Operating Frequency		Hz	50/60
Rated Impulse Withstand Voltage Uimp		kV	4
Rated Ultimate Short-Circuit Breaking Capacity Icn		kA	6kA
Rated Service Short-Circuit Breaking Capacity Ics		kA	6kA
Overvoltage Category			IV
Pollution Degree			2
Instantaneous Tripping Characteristic		B (3In~5In)	-
		C (5In~10In)	▲
		D (10In~14In)	▲
Protection Against Electric Shock			II
Mechanical Performance			
Mechanical Life			20000
Electrical Life			10000
Degree of Protection	Circuit breaker body		IP20
	Installed inside a distribution box		IP 40
Reference Ambient Temperature		°C	30°C
Operating Ambient Temperature		°C	-35 to +70°C
Storage Ambient Temperature		°C	-40 to +85°C
Installation Characteristics			
Terminal Torque	1A-40A	N·m	1.5
Max. Terminal Capacity	1A-40A	mm^2	16
Cable Entry			Either top or bottom

Technical Data (LiTEK7NE1-40)

Product Name			LiTEK7NE1-40
			
Standards			IEC 61009-1; GB 16917.1
Product Certification			CCC
Electrical Characteristics			
Poles			1P+N
Rated Current		A	6, 10, 16, 20, 25, 32, 40
Rated Voltage Ue		V	230
Rated Insulation Voltage Ui		V	500
Rated Operating Frequency		Hz	50/60
Rated Impulse Withstand Voltage Uimp		kV	4
Rated Ultimate Short-Circuit Breaking Capacity Icn		kA	6
Rated Service Short-Circuit Breaking Capacity Ics		kA	6
Residual Current Operating Characteristics			AC, A
Rated Residual Current IΔn			30mA,50mA,100mA
Overvoltage Category			IV
Pollution Degree			2
Instantaneous Tripping Characteristic		B (3In~5In)	-
		C (5In~10In)	▲
		D (10In~14In)	▲
Protection Against Electric Shock			II
Mechanical Performance			
Mechanical Life			20000
Electrical Life			10000
Degree of Protection	Circuit breaker body		IP20
	Installed inside a distribution box		IP 40
Reference Ambient Temperature		°C	30°C
Operating Ambient Temperature		°C	-25 to +55°C
Storage Ambient Temperature		°C	-25 to +85°C
Installation Characteristics			
Terminal Torque	1A-40A	N·m	1.5
Max. Terminal Capacity	1A-40A	mm^2	16
Cable Entry			Top in, bottom out

Technical Data (LiTEK7)

Product Name			LiTEK7-63N	LiTEK7-63H
				
Standards			IEC/EN60947-2; GB/T 14048.2	IEC/EN60947-2; GB/T 14048.2
Product Certification			CCC,CE,CB	CCC,CE,CB
Electrical Characteristics				
Poles			1P, 2P, 3P, 4P	1P, 2P, 3P, 4P
Rated Current		A	1, 2, 3, 4, 6, 10, 16, 20, 25, 32, 40, 50, 63	1, 2, 3, 4, 6, 10, 16, 20, 25, 32, 40, 50, 63
Rated Voltage Ue		V	230/400	230/400
Rated Insulation Voltage Ui		V	500	500
Rated Operating Frequency		Hz	50/60	50/60
Rated Impulse Withstand Voltage Uimp		kV	6	6
Rated Ultimate Short-Circuit Breaking Capacity Icu		kA	6	10
Rated Service Short-Circuit Breaking Capacity Ics		kA	6	7.5
Overvoltage Category			IV	IV
Pollution Degree			3	3
Tripping Characteristic			▲	▲
			▲	▲
			▲	▲
Protection Against Electric Shock			II	II
Mechanical Performance				
Mechanical Life			20000	20000
Electrical Life			10000	10000
Degree of Protection	Circuit breaker body		IP20	IP20
	Installed inside a distribution box		IP 40	IP 40
Reference Ambient Temperature		°C	40°C	40°C
Operating Ambient Temperature		°C	-25 °C~ +55°C	-25 °C~ +55°C
Storage Ambient Temperature		°C	-25 °C~ +85°C	-25°C ~ +85°C
Installation Characteristics				
Terminal Torque	1A-32A	N·m	2.5	2.5
	40A-63A	N·m	3	3
Max. Terminal Capacity	1A-32A	mm^2	25	25
	40A-63A	mm^2	35	35
Cable Entry			Either top or bottom	Either top or bottom

Technical Data (LiTEK7-125)

Product Name			LiTEK7-125N	LiTEK7-125H
				
Standards			IEC/EN 60947-2; GB/T 14048.2	IEC/EN 60947-2; GB/T 14048.2
Product Certification			CCC, CE, CB	CCC, CE, CB
Electrical Characteristics				
Poles			1P, 2P, 3P, 4P	1P, 2P, 3P, 4P
Rated Current		A	80,100,125	80,100,125
Rated Voltage Ue		V	230/400	230/400
Rated Insulation Voltage Ui		V	500	500
Rated Operating Frequency		Hz	50/60	50/60
Rated Impulse Withstand Voltage Uimp		kV	6	6
Rated Ultimate Short-Circuit Breaking Capacity Icu		kA	6	10
Rated Service Short-Circuit Breaking Capacity Ics		kA	6	7.5
Overvoltage Category			IV	IV
Pollution Degree			3	3
Instantaneous Tripping Characteristic	B (6In±20%)		▲	▲
	C (10In±20%)		▲	▲
	D (12In±20%)		▲	▲
Protection Against Electric Shock			II	II
Mechanical Performance				
Mechanical Life			20000	20000
Electrical Life			10000	10000
Degree of Protection	Circuit breaker body		IP20	IP20
	Installed inside a distribution box		IP 40	IP 40
Reference Ambient Temperature		°C	40°C	40°C
Operating Ambient Temperature		°C	-25 °C~ +55°C	-25°C ~ +55°C
Storage Ambient Temperature		°C	-25 °C~ +85°C	-25°C ~ +85°C
Installation Characteristics				
Terminal Torque	80A-125A	N·m	3.5	3.5
Max. Terminal Capacity	80A-125A	mm^2	50	50
Cable Entry			Either top or bottom	Either top or bottom

Technical Data (LiTEK7H-125)

Product Name			LiTEK7H-125
			
Standards			GB/T14048.3
Product Certification			CCC
Electrical Characteristics			
Poles			1P, 2P, 3P, 4P
Rated Current		A	6, 10, 16, 20, 25, 32, 40, 50, 63, 80, 100, 125
Rated Voltage Ue		V	1P: 230V AC; 2/3/4P:400V AC
Rated Insulation Voltage Ui		V	690V
Rated Operating Frequency		Hz	50/60
Rated Impulse Withstand Voltage Uimp		kV	6kV
Rated Short-Time Withstand Current Icw		kA	2kA
Rated Short-Circuit Making Current Icm		kA	2.84kA
Overvoltage Category			
Pollution Degree			3
Utilization Category			AC-22A
Protection Against Electric Shock			/
Mechanical Performance			
Mechanical Life			20000
Electrical Life			10000
Degree of Protection	Circuit breaker body		IP20
	Installed inside a distribution box		IP 40
Reference Ambient Temperature		° C	30° C
Operating Ambient Temperature		° C	-25° C ~ +55° C
Storage Ambient Temperature		° C	-25° C ~ +85° C
Installation Characteristics			
Terminal Torque	80A-125A	N·m	3.5
Max. Terminal Capacity	80A-125A	mm^2	/
Cable Entry			

Technical Data (LiTEK7 DC)

Product Name			LiTEK7-63LDC	LiTEK7-63HDC
				
Standards			IEC/EN 60947-2; GB/T 14048.2	IEC/EN 60947-2; GB/T 14048.2
Product Certification			CCC, CE, CB	CCC, CE, CB
Electrical Characteristics				
Poles			1P, 2P, 3P, 4P	1P, 2P, 3P, 4P
Rated Current		A	1,2,3,4,6,10,16,20,25,32,40,50,63	1,2,3,4,6,10,16,20,25,32,40,50,63
Rated Operating Voltage Ue		V	1P 125	1P 250
			2P 250	2P 500
			3P 375	3P 750
			4P 500	4P 1000
Rated Impulse Withstand Voltage Uimp		kV	6	6
Rated Ultimate Short-Circuit Breaking Capacity Icu		kA	6	10
Rated Service Short-Circuit Breaking Capacity Ics		kA	6	7.5
Overvoltage Category			IV	IV
Pollution Degree			3	3
Instantaneous Tripping Characteristic		B (6In±20%)	▲	▲
		C (8In±20%)	▲	▲
		D (10In±20%)	▲	▲
Protection Against Electric Shock			II	II
Mechanical Performance				
Mechanical Life			20000	20000
Electrical Life			10000	10000
Degree of Protection	Circuit breaker body		IP20	IP20
	Installed inside a distribution box		IP 40	IP 40
Reference Ambient Temperature		°C	40°C	40°C
Operating Ambient Temperature		°C	-25°C ~ +55°C	-25 °C~ +55°C
Storage Ambient Temperature		°C	-25°C~ +85°C	-25°C ~ +85°C
Installation Characteristics				
Terminal Torque	1A-63A	N·m	3.0	3.0
Max. Terminal Capacity	1A-63A	mm^2	1~35	1~35
Cable Entry			According to the marking	According to the marking

Dimensions - Residential Series

LiTEK7B1-63N/H

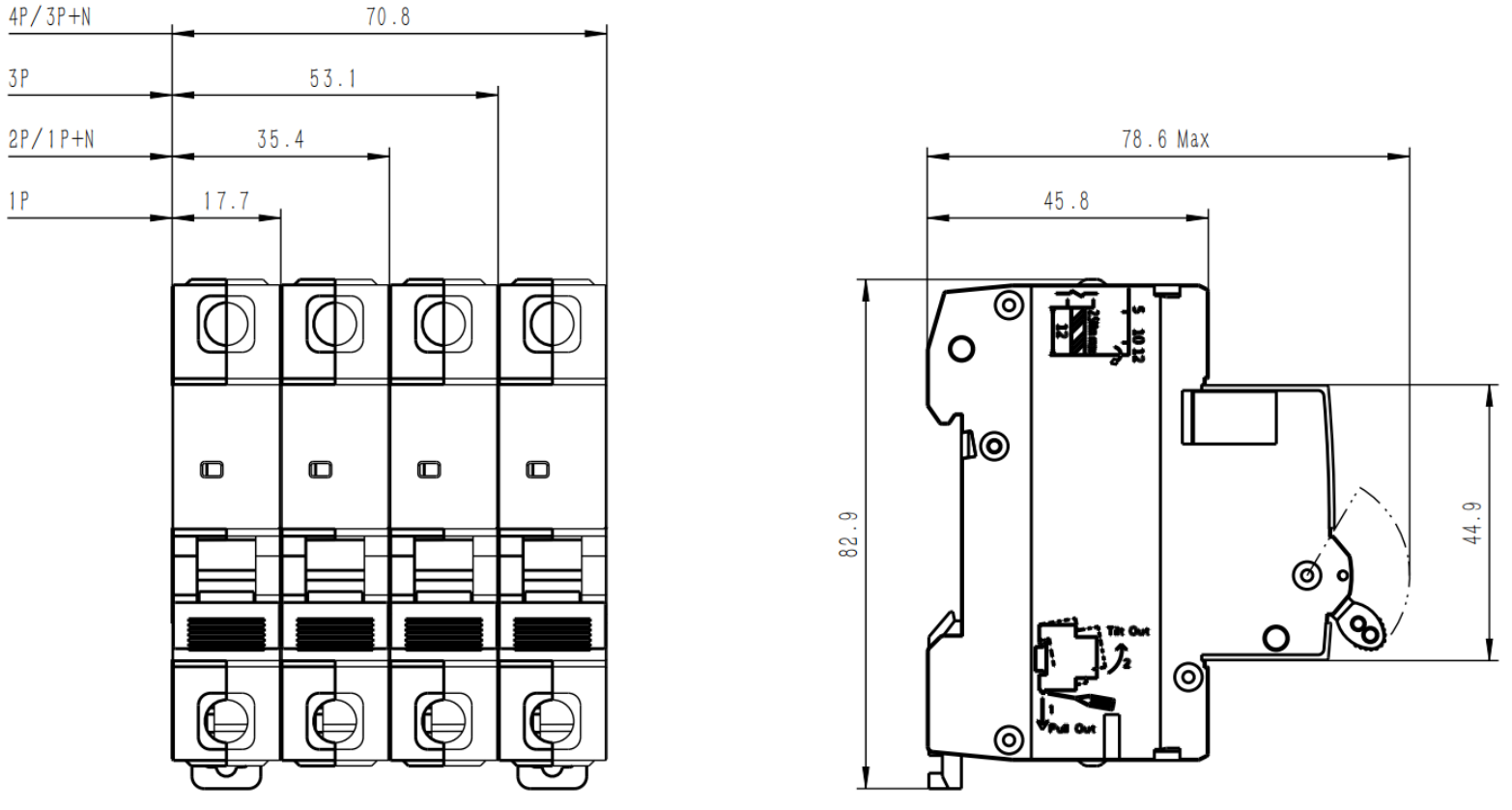

LiTEK7E1-63N

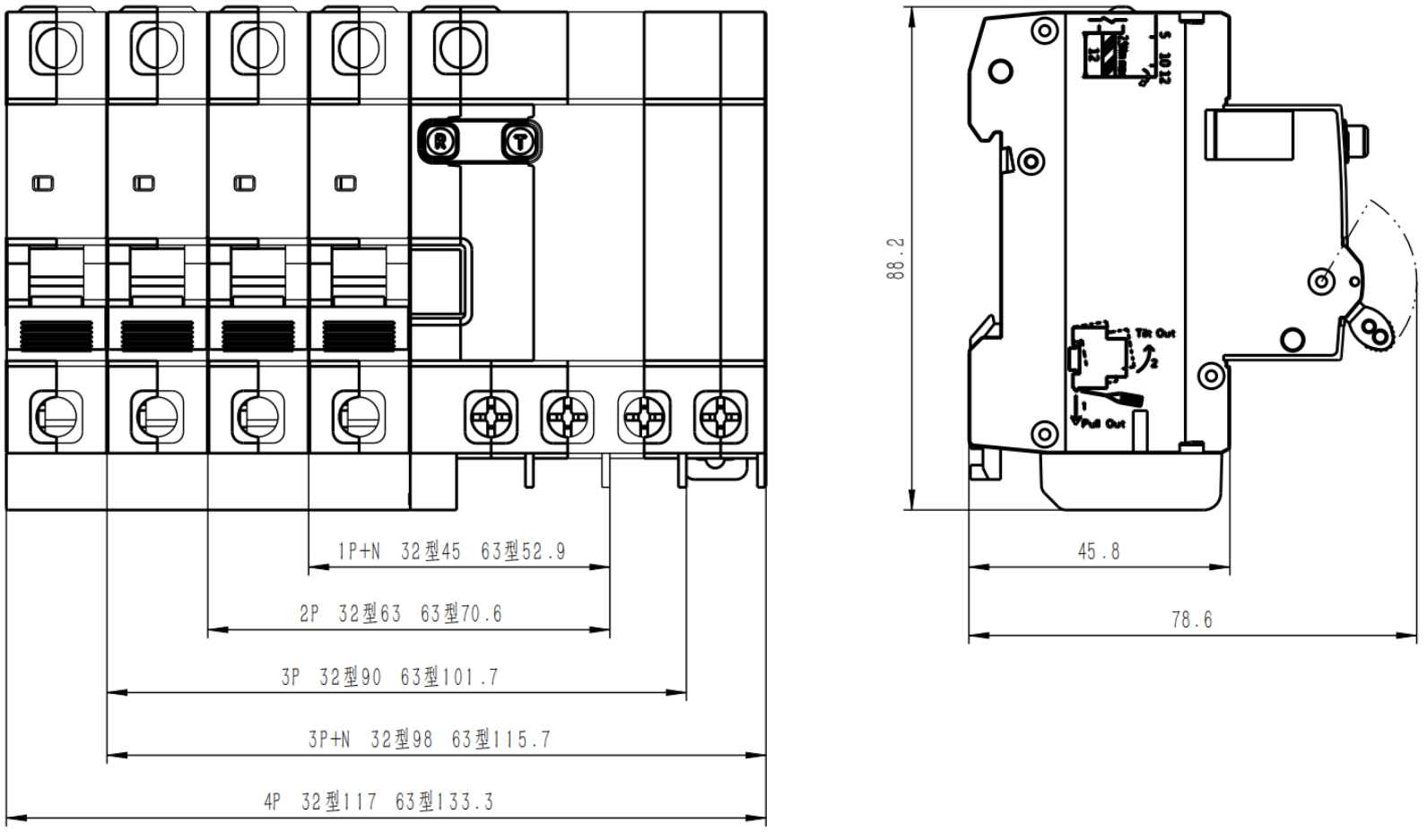

Dimensions - Industrial Series

LiTEK7-63

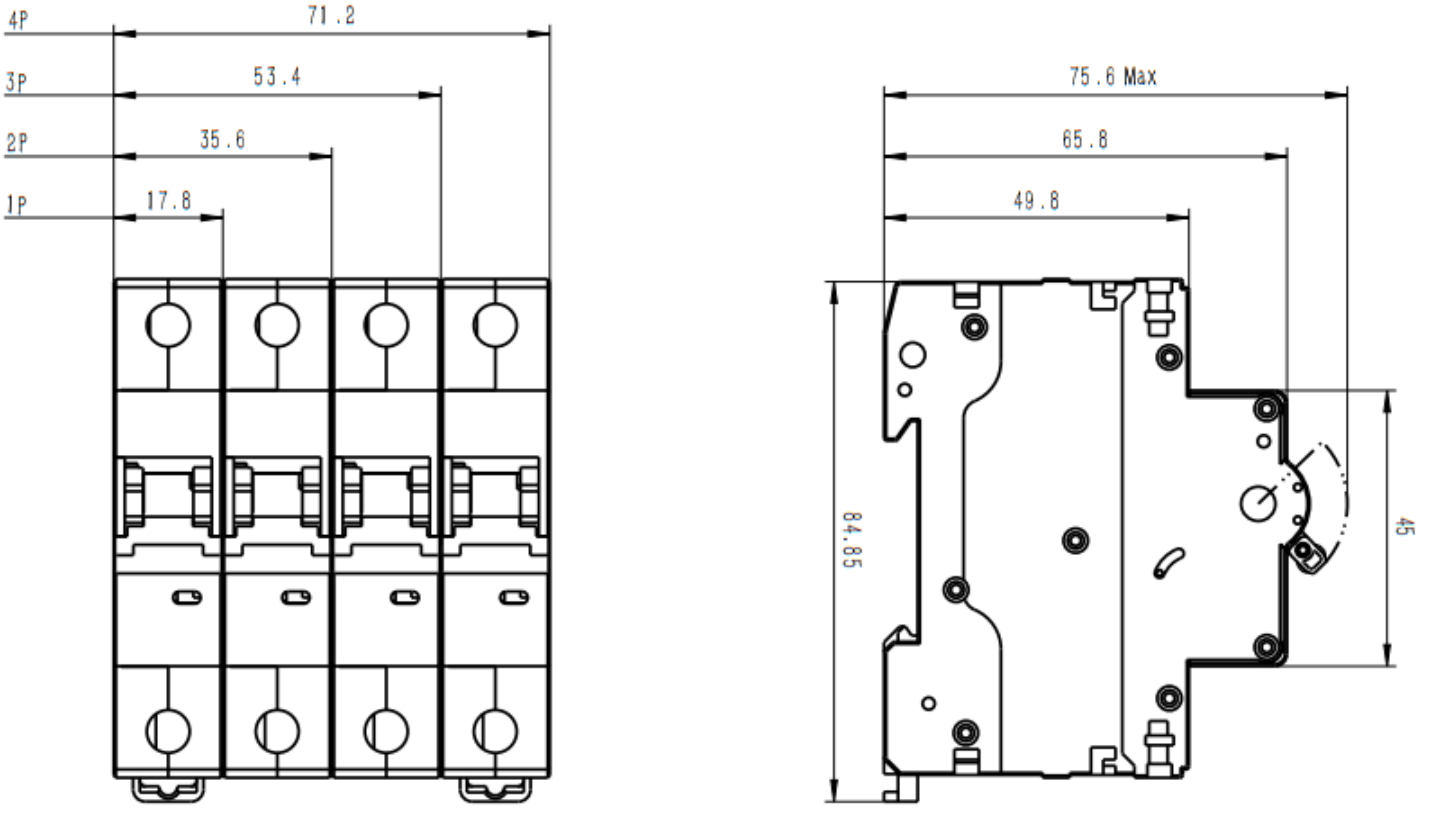

LiTEK7-63DC

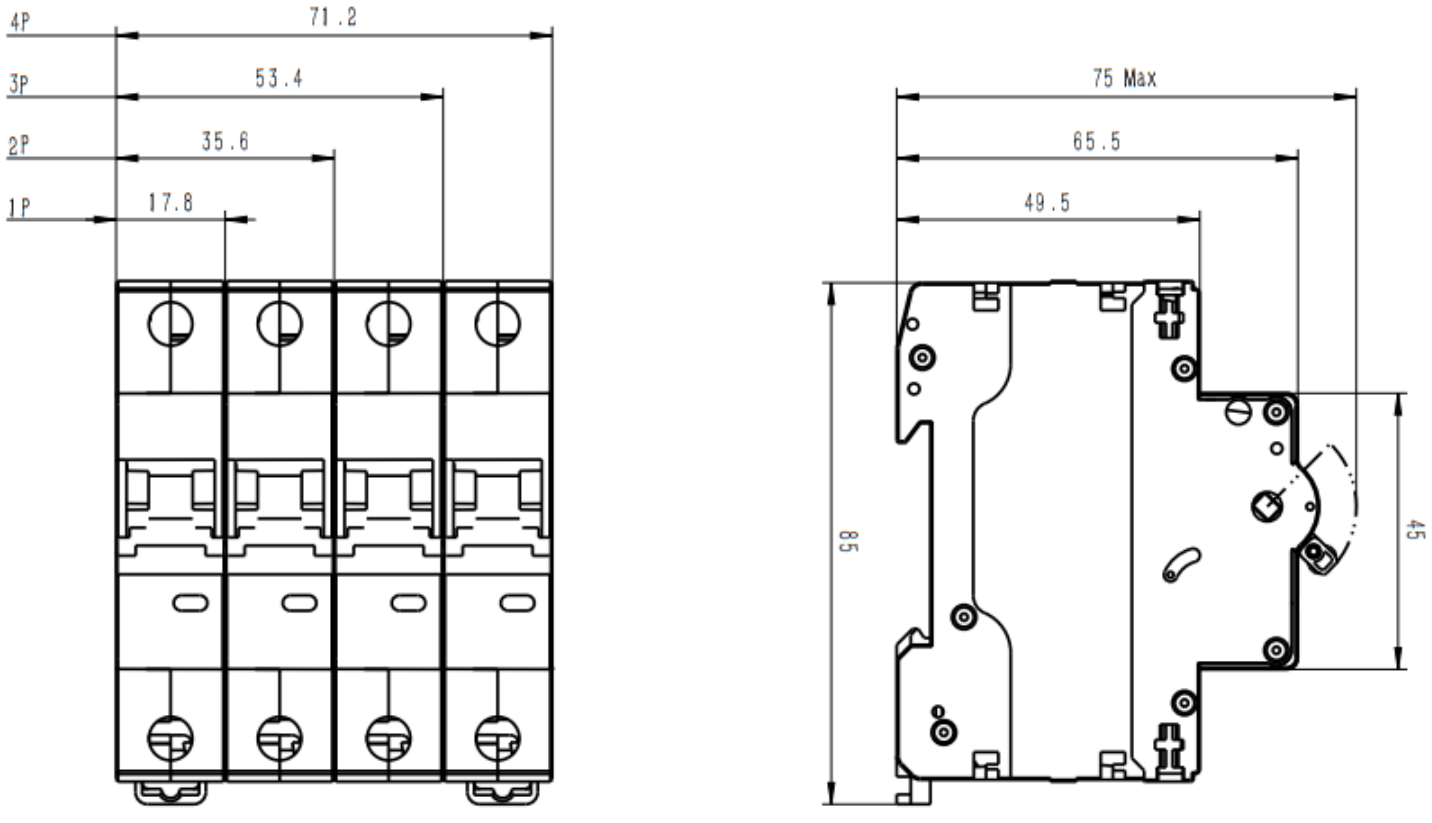

Dimensions

LiTEK7N1-40N

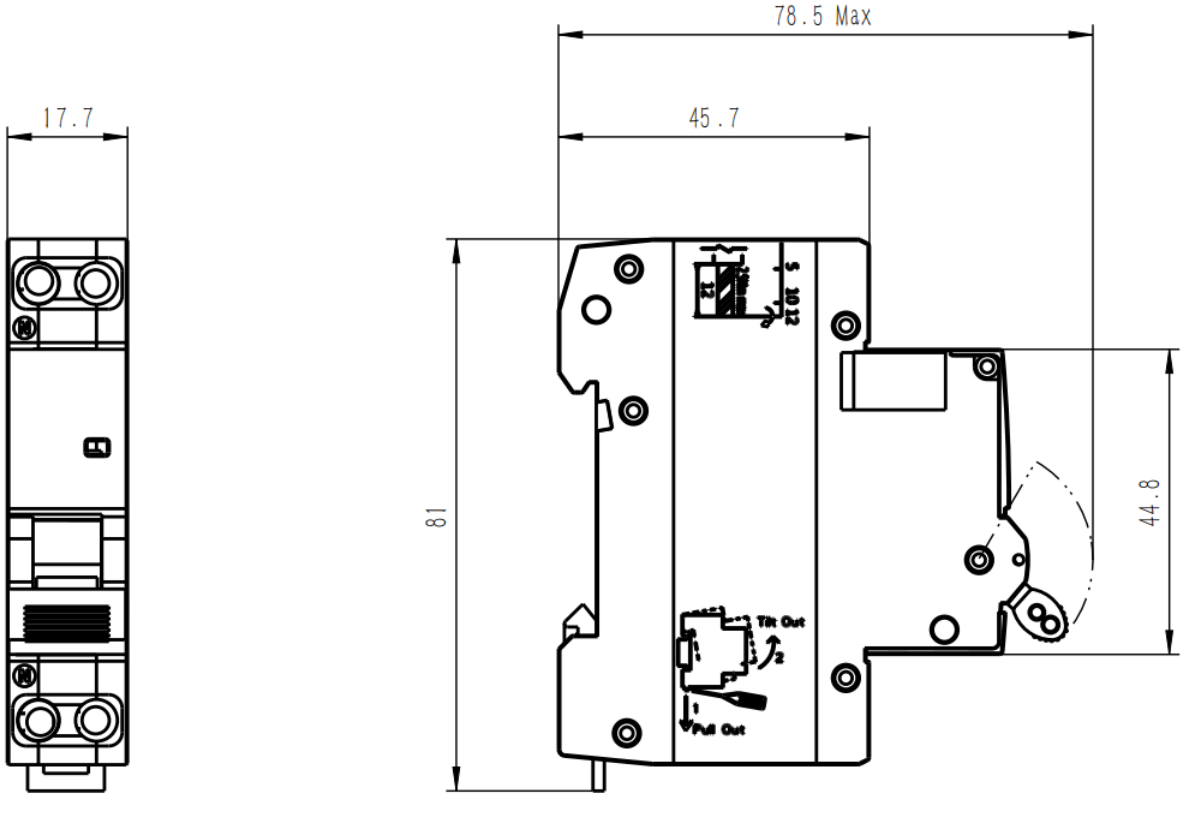

LiTEK7NE1-40N

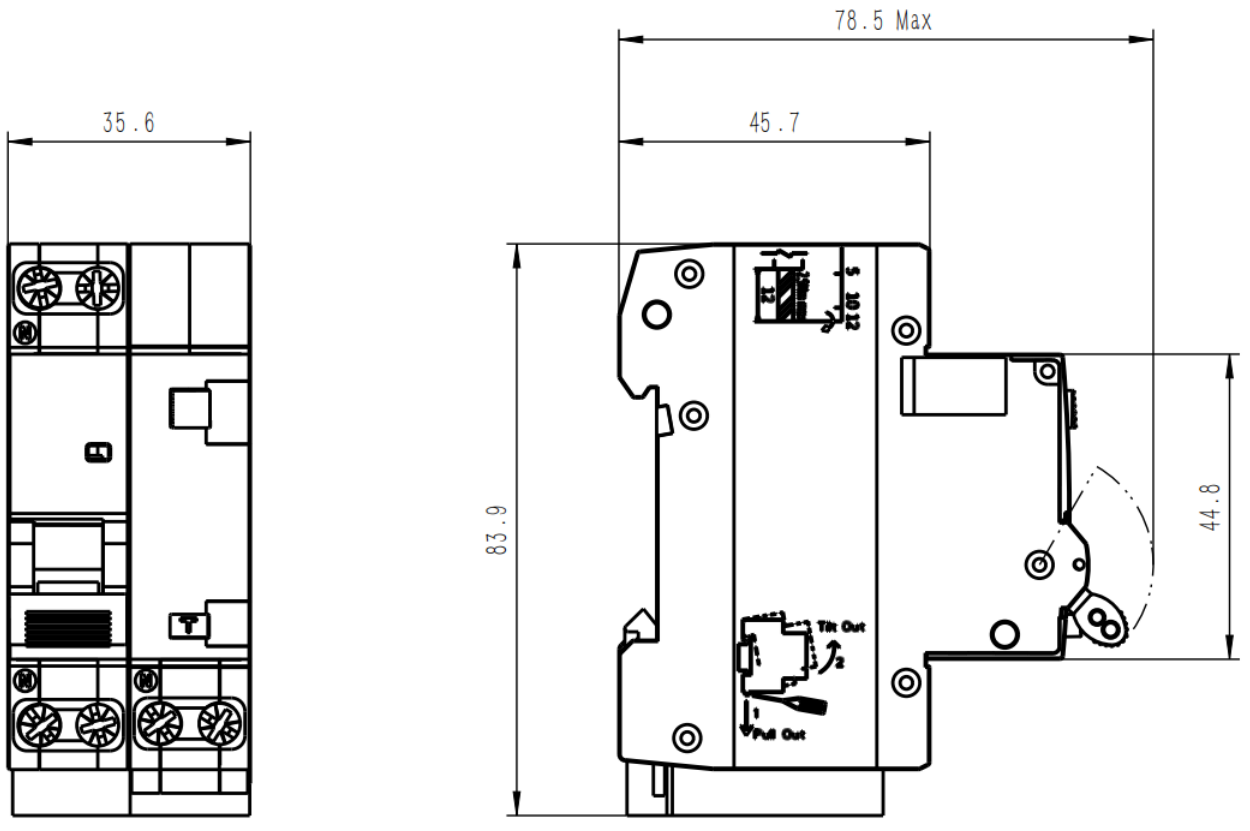

Dimensions

LiTEK7-125

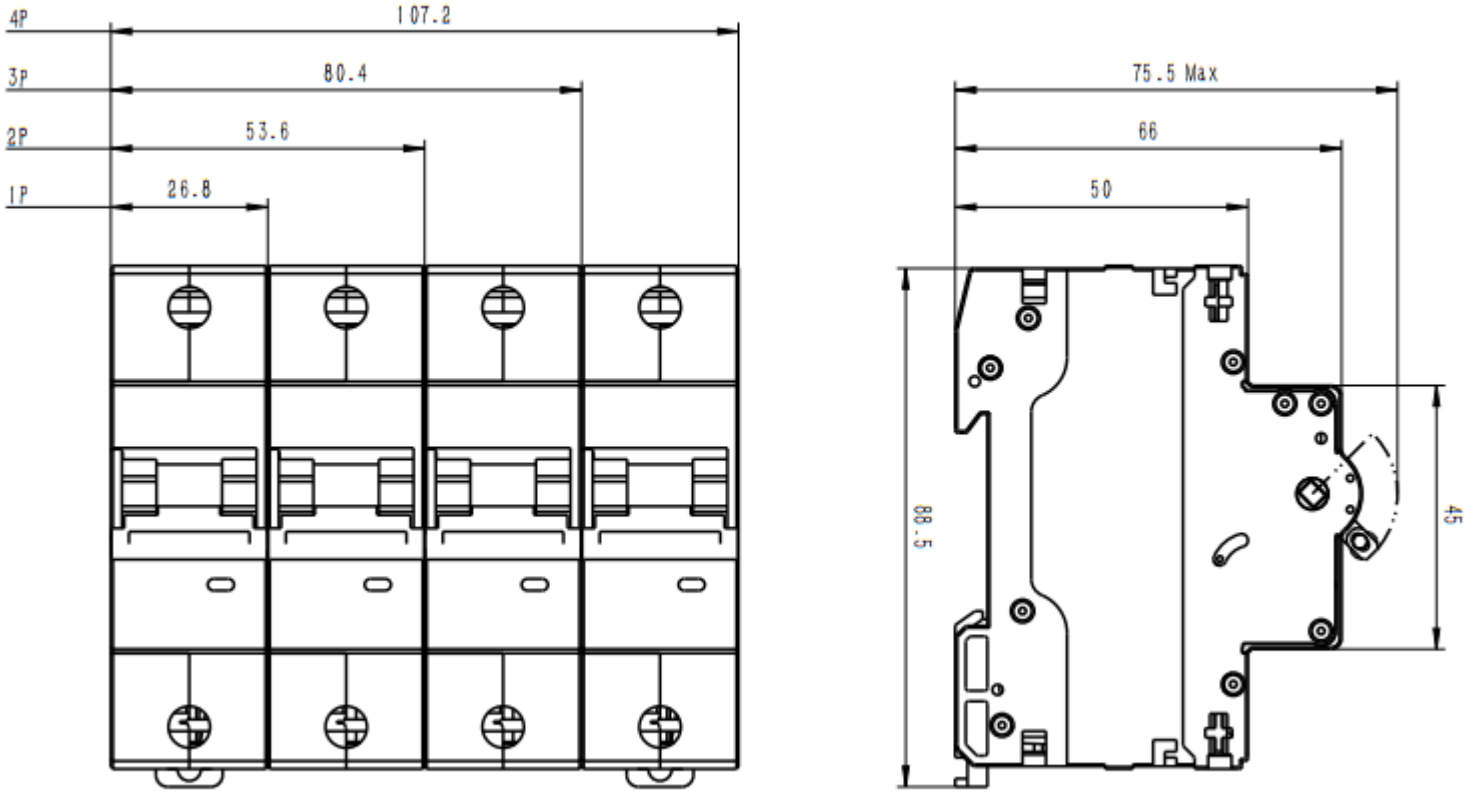

LiTEK7H-125

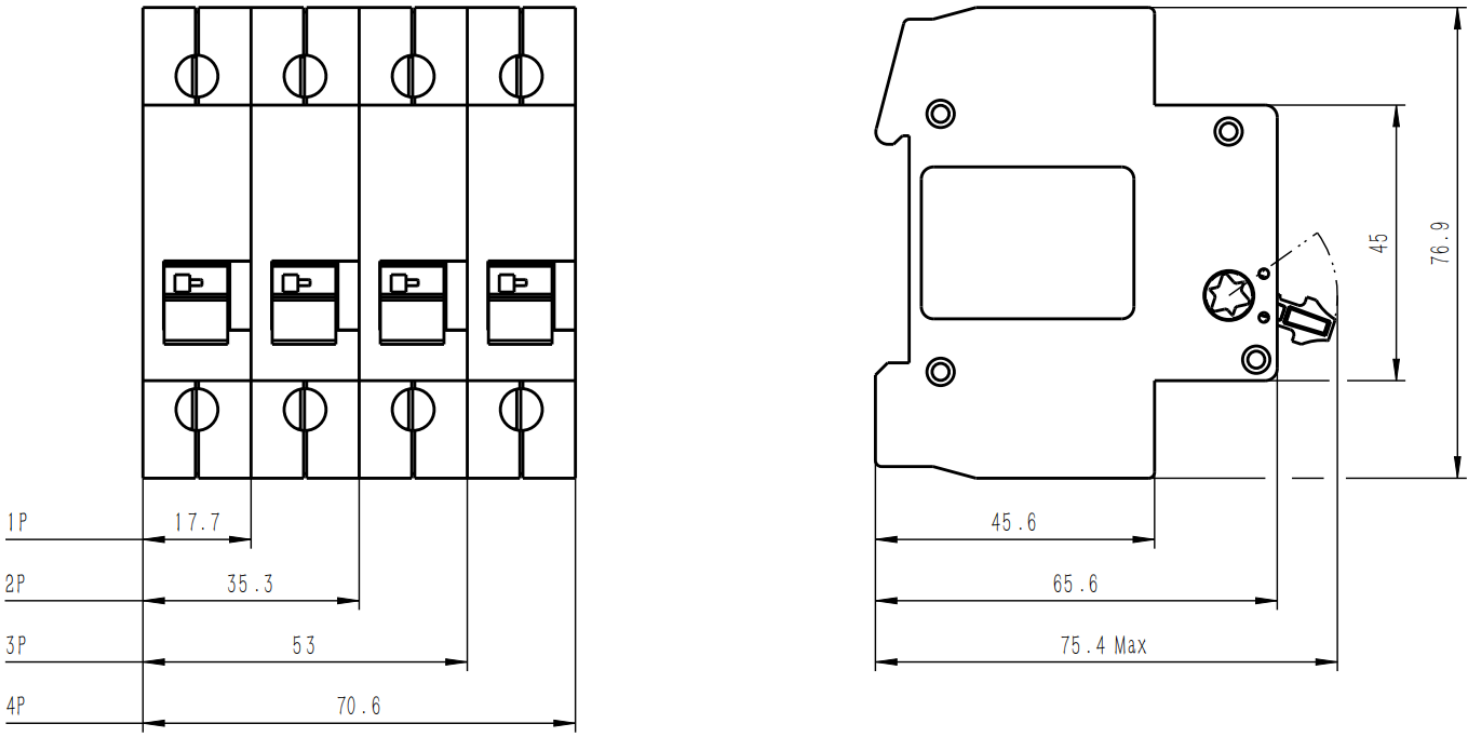



| Effect of Altitude on the LiTEK7 Series

According to the product standard IEC60947-2, when the altitude is below 2000 m, the performance of the circuit breaker is not significantly affected. When the altitude is above 2000 m, due to changes in air density, dielectric strength, cooling capacity, air pressure and other conditions, the overall performance of the circuit breaker will change accordingly and it must be derated. The table below gives the correction factors of the key parameters when the altitude exceeds 2000 m:

Altitude Derating Factors				
Altitude (m)	2000	3000	4000	5000
Dielectric Strength	1	0.88	0.78	0.68
Rated Operating Voltage (400V)	1	0.88	0.78	0.68
Rated Current In	1	0.96	0.93	0.9
When the altitude is greater than 2000 m, the rated breaking capacity will be affected; it is recommended to use the LiTEK7-63H (Icu=10000A) series to replace the LiTEK7-63N (Icu=6000A) series.				

| Ambient Temperature

The current carried by the circuit breaker varies with the ambient temperature, which refers to the temperature inside the distribution box or switchgear where the circuit breaker is installed.

The reference ambient temperature of LiTEK7 and LiTEK7N is 40°C.

Temperature Correction Factors - Residential Series

Rated Current (A) In	Ambient Temperature T (°C)											
	-40	-30	-20	-10	0	10	20	30	40	50	60	70
1	1.27	1.23	1.20	1.16	1.12	1.08	1.04	1	0.96	0.91	0.86	0.81
2	2.55	2.47	2.40	2.33	2.25	2.17	2.09	2	1.91	1.81	1.71	1.61
3	3.80	3.70	3.59	3.48	3.37	3.25	3.13	3	2.87	2.73	2.58	2.43
4	5.05	4.91	4.77	4.63	4.48	4.33	4.17	4	3.83	3.65	3.45	3.25
6	7.64	7.42	7.21	6.98	6.75	6.51	6.26	6	5.73	5.44	5.14	4.82
10	12.49	12.17	11.83	11.49	11.14	10.77	10.39	10	9.59	9.17	8.72	8.25
16	19.53	19.06	18.59	18.10	17.60	17.08	16.55	16	15.43	14.84	14.22	13.58
20	24.55	23.96	23.34	22.71	22.07	21.40	20.71	20	19.26	18.49	17.69	16.85
25	30.34	29.64	28.92	28.18	27.42	26.64	25.83	25	24.14	23.25	22.32	21.36
32	39.05	38.13	37.18	36.20	35.20	34.16	33.10	32	30.86	29.68	28.45	27.16
40	49.35	48.13	46.87	45.58	44.25	42.88	41.47	40	38.48	36.89	35.24	33.50
50	62.19	60.60	58.97	57.29	55.56	53.77	51.92	50	48.00	45.92	43.73	41.42
63	78.06	76.09	74.07	71.99	69.85	67.65	65.36	63	60.54	57.98	55.30	52.48
80	97.6	96.64	93.76	90.2	88.28	85.76	82.656	80	76.8	73.96	70.76	67.4
100	123.3	120.7	117.57	113.12	111.21	107.53	103.55	100	96.09	92.75	88.91	84.87
125	155.47	151.5	147.45	143.25	140.65	134.62	129.81	125	120.25	116.25	111.6	106.8

Temperature Correction Factors - Industrial Series

Rated Current (A) In	Ambient Temperature T (°C)											
	-40	-30	-20	-10	0	10	20	30	40	50	60	70
1	1.32	1.28	1.24	1.2	1.16	1.12	1.08	1.04	1	0.96	0.92	0.88
2	2.63	2.55	2.47	2.39	2.32	2.24	2.16	2.08	2	1.92	1.84	1.76
3	3.95	3.83	3.71	3.59	3.47	3.36	3.24	3.12	3	2.88	2.76	2.64
4	5.26	5.11	4.95	4.79	4.63	4.47	4.32	4.16	4	3.84	3.68	3.53
6	7.89	7.66	7.42	7.18	6.95	6.71	6.47	6.24	6	5.76	5.53	5.29
10	13.16	12.76	12.37	11.97	11.58	11.18	10.79	10.39	10	9.61	9.21	8.82
16	21.05	20.42	19.79	19.16	18.53	17.89	17.26	16.63	16	15.37	14.74	14.1
20	26.32	25.53	24.74	23.95	23.16	22.37	21.58	20.79	20	19.21	18.42	17.63
25	32.9	31.91	30.92	29.93	28.95	27.96	26.97	25.99	25	24.01	23.03	22.04
32	42.11	40.84	39.58	38.32	37.05	35.79	34.53	33.26	32	30.74	29.47	28.21
40	52.63	51.06	49.48	47.9	46.32	44.74	43.16	41.58	40	38.42	36.84	35.26
50	65.79	63.82	61.84	59.87	57.9	55.92	53.95	51.97	50	48.03	46.05	44.08
63	82.9	80.41	77.92	75.43	72.95	70.46	67.97	65.49	63	60.51	58.02	55.54
80	105.27	102.11	98.95	95.79	92.63	89.48	86.32	83.16	80	76.84	73.68	70.52
100	131.58	127.64	123.69	119.74	115.79	111.84	107.9	103.95	100	96.05	92.1	88.16
125	164.48	159.55	154.61	149.68	144.74	139.81	134.87	129.94	125	120.07	115.13	110.2

Tripping Characteristic Curves

LiTEK7-63N/H

Curve B

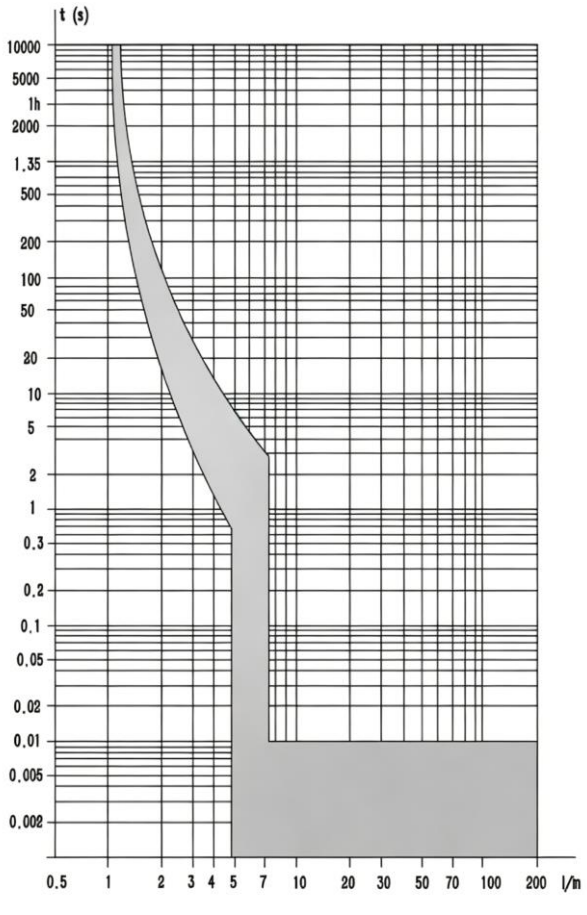

LiTEK7-63N/H

Curve C

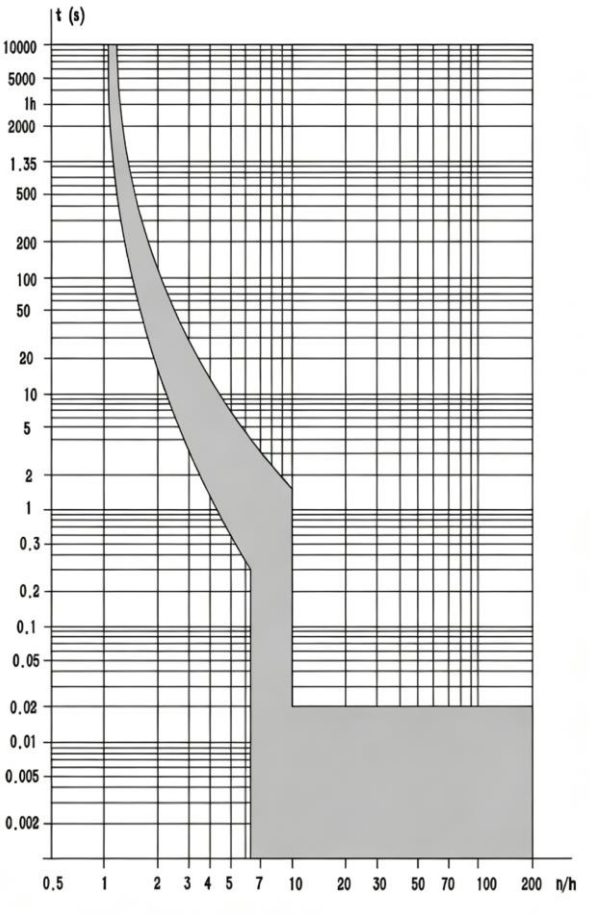

LiTEK7-63N/H

Curve D

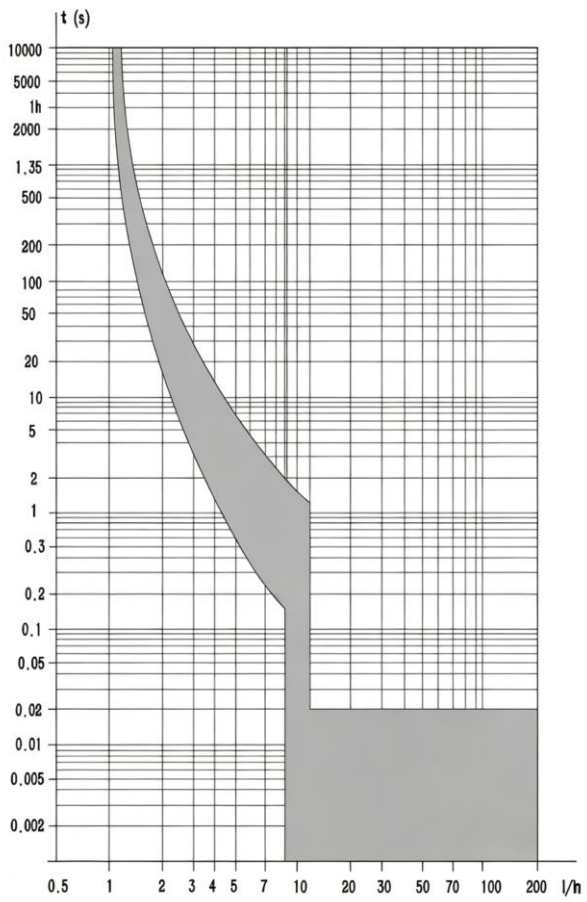

LiTEK7-125N/H

Curve D

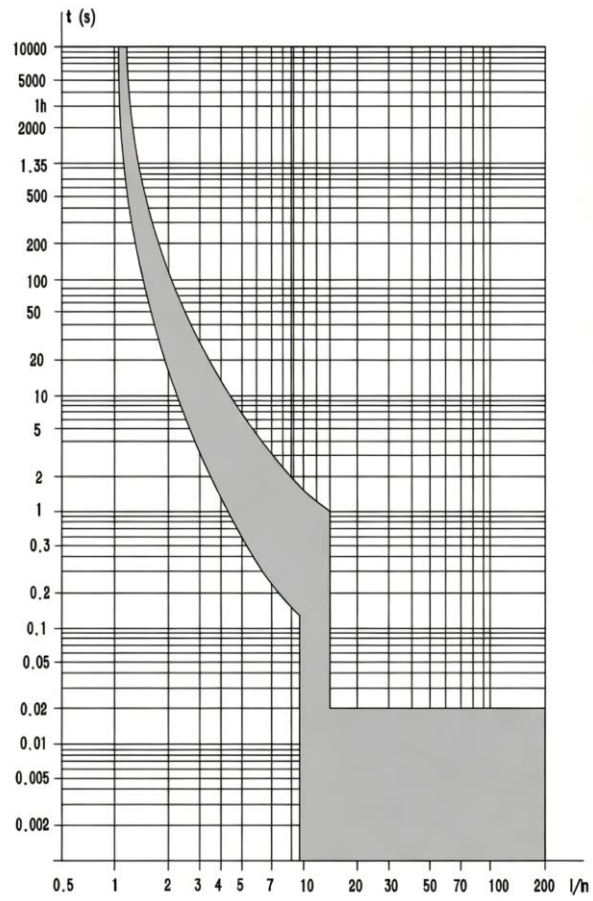

LiTEK7B1-63N/H Functional Features

Certification Marks



IEC/EN60898-1; GB/T 10963.1

The LiTEK7B1-63N circuit breaker has the following functions:

- Short-Circuit Protection
- Overload Protection
- Isolation Function
- Control

The LiTEK7B1-63N circuit breaker is suitable for low-voltage final distribution in industrial, residential/commercial buildings, energy and other fields.

Main Parameters

- Rated Current:6,10,16,20,25,32,40,50,63
- Rated Voltage: 1/2P: 230V; 3/4P: 400V
- Breaking Capacity:Icn=Ics=6000A(Type N); Icn=Ics=10000A(Type H)
- Impulse Withstand Voltage: 4kV
- Current Limiting Class: 3
- Isolation Function: Breaking indication on the housing
- Fast Closing: Ensures reliable operation under impact loads and extends the electrical life of the circuit breaker
- Mechanical Life: 20,000 operations
- Electrical Life: 10,000 operations
- Environment:
  - Operating Temperature:-25°C ~ 55°C
  - Damp Heat Resistance: Class 2 (at 55°C, relative humidity 95%)
- Connection:
  - Tunnel-type Terminals
  - Terminal Capacity:

    1A-32A: For conductors of 25mm² and below

    40A-63A: For conductors of 35mm² and below
- Installation:
  - Modular mechanism, easily mounted on DIN standard rail
  - Rated Torque:

    Type N: 1A-32A: 2.5N·m; 40-63A: 3.0N·m
- Accessories: OF auxiliary contact, SD alarm contact, MX Shunt Release, MX+OF Shunt Release

Tripping Characteristics

- Curve B:
  - Protection of loads with low short-circuit current (e.g. generators, long cables)
  - Instantaneous Tripping Range (3~5)In
- Curve C:
  - Protection of ordinary loads and distribution cables (distribution protection)
  - Instantaneous Tripping Range: 5In~10In
- Curve D:
  - Protection of impact loads with high inrush current (motor loads)
  - Instantaneous Tripping Range: 10In-14In

LiTEK7B1-63N Order Number

Breaking Capacity	Tripping Curve	Rated Current In	Poles					
			1P	2P	3P	4P	1P+N	3P+N
N: 6000A	B	6	HT30800025A0001	HT30800026A0001	HT30800027A0001	HT30800028A0001	HT30800044A0001	HT30800045A0001
		10	HT30800025A0002	HT30800026A0002	HT30800027A0002	HT30800028A0002	HT30800044A0002	HT30800045A0002
		16	HT30800025A0003	HT30800026A0003	HT30800027A0003	HT30800028A0003	HT30800044A0003	HT30800045A0003
		20	HT30800025A0004	HT30800026A0004	HT30800027A0004	HT30800028A0004	HT30800044A0004	HT30800045A0004
		25	HT30800025A0005	HT30800026A0005	HT30800027A0005	HT30800028A0005	HT30800044A0005	HT30800045A0005
		32	HT30800025A0006	HT30800026A0006	HT30800027A0006	HT30800028A0006	HT30800044A0006	HT30800045A0006
		40	HT30800025A0007	HT30800026A0007	HT30800027A0007	HT30800028A0007	HT30800044A0007	HT30800045A0007
		50	HT30800025A0008	HT30800026A0008	HT30800027A0008	HT30800028A0008	HT30800044A0008	HT30800045A0008
		63	HT30800025A0009	HT30800026A0009	HT30800027A0009	HT30800028A0009	HT30800044A0009	HT30800045A0009
	C	6	HT30800025A0010	HT30800026A0010	HT30800027A0010	HT30800028A0010	HT30800044A0010	HT30800045A0010
		10	HT30800025A0011	HT30800026A0011	HT30800027A0011	HT30800028A0011	HT30800044A0011	HT30800045A0011
		16	HT30800025A0012	HT30800026A0012	HT30800027A0012	HT30800028A0012	HT30800044A0012	HT30800045A0012
		20	HT30800025A0013	HT30800026A0013	HT30800027A0013	HT30800028A0013	HT30800044A0013	HT30800045A0013
		25	HT30800025A0014	HT30800026A0014	HT30800027A0014	HT30800028A0014	HT30800044A0014	HT30800045A0014
		32	HT30800025A0015	HT30800026A0015	HT30800027A0015	HT30800028A0015	HT30800044A0015	HT30800045A0015
		40	HT30800025A0016	HT30800026A0016	HT30800027A0016	HT30800028A0016	HT30800044A0016	HT30800045A0016
		50	HT30800025A0017	HT30800026A0017	HT30800027A0017	HT30800028A0017	HT30800044A0017	HT30800045A0017
		63	HT30800025A0018	HT30800026A0018	HT30800027A0018	HT30800028A0018	HT30800044A0018	HT30800045A0018
	D	6	HT30800025A0019	HT30800026A0019	HT30800027A0019	HT30800028A0019	HT30800044A0019	HT30800045A0019
		10	HT30800025A0020	HT30800026A0020	HT30800027A0020	HT30800028A0020	HT30800044A0020	HT30800045A0020
		16	HT30800025A0021	HT30800026A0021	HT30800027A0021	HT30800028A0021	HT30800044A0021	HT30800045A0021
		20	HT30800025A0022	HT30800026A0022	HT30800027A0022	HT30800028A0022	HT30800044A0022	HT30800045A0022
		25	HT30800025A0023	HT30800026A0023	HT30800027A0023	HT30800028A0023	HT30800044A0023	HT30800045A0023
		32	HT30800025A0024	HT30800026A0024	HT30800027A0024	HT30800028A0024	HT30800044A0024	HT30800045A0024
		40	HT30800025A0025	HT30800026A0025	HT30800027A0025	HT30800028A0025	HT30800044A0025	HT30800045A0025
		50	HT30800025A0026	HT30800026A0026	HT30800027A0026	HT30800028A0026	HT30800044A0026	HT30800045A0026
		63	HT30800025A0027	HT30800026A0027	HT30800027A0027	HT30800028A0027	HT30800044A0027	HT30800045A0027

LiTEK7B1-63H Order Number

Breaking Capacity	Tripping Curve	Rated Current In	Poles					
			1P	2P	3P	4P	1P+N	3P+N
N: 6000A	B	6	HT30800029A0001	HT30800030A0001	HT30800031A0001	HT30800032A0001	HT30800046A0001	HT30800047A0001
		10	HT30800029A0002	HT30800030A0002	HT30800031A0002	HT30800032A0002	HT30800046A0002	HT30800047A0002
		16	HT30800029A0003	HT30800030A0003	HT30800031A0003	HT30800032A0003	HT30800046A0003	HT30800047A0003
		20	HT30800029A0004	HT30800030A0004	HT30800031A0004	HT30800032A0004	HT30800046A0004	HT30800047A0004
		25	HT30800029A0005	HT30800030A0005	HT30800031A0005	HT30800032A0005	HT30800046A0005	HT30800047A0005
		32	HT30800029A0006	HT30800030A0006	HT30800031A0006	HT30800032A0006	HT30800046A0006	HT30800047A0006
		40	HT30800029A0007	HT30800030A0007	HT30800031A0007	HT30800032A0007	HT30800046A0007	HT30800047A0007
		50	HT30800029A0008	HT30800030A0008	HT30800031A0008	HT30800032A0008	HT30800046A0008	HT30800047A0008
		63	HT30800029A0009	HT30800030A0009	HT30800031A0009	HT30800032A0009	HT30800046A0009	HT30800047A0009
	C	6	HT30800029A0010	HT30800030A0010	HT30800031A0010	HT30800032A0010	HT30800046A0010	HT30800047A0010
		10	HT30800029A0011	HT30800030A0011	HT30800031A0011	HT30800032A0011	HT30800046A0011	HT30800047A0011
		16	HT30800029A0012	HT30800030A0012	HT30800031A0012	HT30800032A0012	HT30800046A0012	HT30800047A0012
		20	HT30800029A0013	HT30800030A0013	HT30800031A0013	HT30800032A0013	HT30800046A0013	HT30800047A0013
		25	HT30800029A0014	HT30800030A0014	HT30800031A0014	HT30800032A0014	HT30800046A0014	HT30800047A0014
		32	HT30800029A0015	HT30800030A0015	HT30800031A0015	HT30800032A0015	HT30800046A0015	HT30800047A0015
		40	HT30800029A0016	HT30800030A0016	HT30800031A0016	HT30800032A0016	HT30800046A0016	HT30800047A0016
		50	HT30800029A0017	HT30800030A0017	HT30800031A0017	HT30800032A0017	HT30800046A0017	HT30800047A0017
		63	HT30800029A0018	HT30800030A0018	HT30800031A0018	HT30800032A0018	HT30800046A0018	HT30800047A0018
	D	6	HT30800029A0019	HT30800030A0019	HT30800031A0019	HT30800032A0019	HT30800046A0019	HT30800047A0019
		10	HT30800029A0020	HT30800030A0020	HT30800031A0020	HT30800032A0020	HT30800046A0020	HT30800047A0020
		16	HT30800029A0021	HT30800030A0021	HT30800031A0021	HT30800032A0021	HT30800046A0021	HT30800047A0021
		20	HT30800029A0022	HT30800030A0022	HT30800031A0022	HT30800032A0022	HT30800046A0022	HT30800047A0022
		25	HT30800029A0023	HT30800030A0023	HT30800031A0023	HT30800032A0023	HT30800046A0023	HT30800047A0023
		32	HT30800029A0024	HT30800030A0024	HT30800031A0024	HT30800032A0024	HT30800046A0024	HT30800047A0024
		40	HT30800029A0025	HT30800030A0025	HT30800031A0025	HT30800032A0025	HT30800046A0025	HT30800047A0025
		50	HT30800029A0026	HT30800030A0026	HT30800031A0026	HT30800032A0026	HT30800046A0026	HT30800047A0026
		63	HT30800029A0027	HT30800030A0027	HT30800031A0027	HT30800032A0027	HT30800046A0027	HT30800047A0027

LiTEK7E1-63N Functional Features

Certification Marks



IEC 61009-1; GB 16917.1

The LiTEK7E1-63N circuit breaker has the following functions:

- Short-Circuit Protection
- Overload Protection
- Isolation Function
- Control

The LiTEK7E1-63N circuit breaker is suitable for low-voltage final distribution in industrial, residential/commercial buildings, energy and other fields.

Main Parameters

- Rated Current:6,10,16,20,25,32,40,50,63
- Rated Voltage: 1P+N, 2P / 230V; 3P, 3P+N, 4P / 400V
- Breaking Capacity:Icn=Ics=6000A(Type N)
- Rated Residual Current IΔn: 30mA, 50mA, 100mA
- Impulse Withstand Voltage: 6kV
- Current Limiting Class: 3
- Isolation Function: Breaking indication on the housing
- Fast Closing: Ensures reliable operation under impact loads and extends the electrical life of the circuit breaker
- Mechanical Life: 20,000 operations
- Electrical Life: 10,000 operations
- Environment:
  - Operating Temperature:-25°C ~ 55°C
  - Damp Heat Resistance: Class 2 (at 55°C, relative humidity 95%)
- Connection:
  - Tunnel-type Terminals
  - Terminal Capacity:

    6A-32A: For conductors of 25mm² and below

    40A-63A: For conductors of 35mm² and below
- Installation:
  - Modular mechanism, easily mounted on DIN standard rail
  - Rated Torque: 6A-32A: 2.5N·m; 40-63A: 3.0N·m
- Accessories: OF auxiliary contact, SD alarm contact, MX Shunt Release, MX+OF Shunt Release

Tripping Characteristics

- Curve C:
  - Protection of ordinary loads and distribution cables (distribution protection)
  - Instantaneous Tripping Range: 5In~10In
- Curve D:
  - Protection of impact loads with high inrush current (motor loads)
  - Instantaneous Tripping Range: 10In-14In

LiTEK7E1-63N Order Number

Breaking Capacity	Tripping Curve	Leakage Current	Rated Current In	Poles				
				1P+N	2P	3P	4P	3P+N
N: 6000A	C	30mA	6	HT30800033A0001	HT30800034A0001	HT30800035A0001	HT30800036A0001	HT30800037A0001
			10	HT30800033A0002	HT30800034A0002	HT30800035A0002	HT30800036A0002	HT30800037A0002
			16	HT30800033A0003	HT30800034A0003	HT30800035A0003	HT30800036A0003	HT30800037A0003
			20	HT30800033A0004	HT30800034A0004	HT30800035A0004	HT30800036A0004	HT30800037A0004
			25	HT30800033A0005	HT30800034A0005	HT30800035A0005	HT30800036A0005	HT30800037A0005
			32	HT30800033A0006	HT30800034A0006	HT30800035A0006	HT30800036A0006	HT30800037A0006
			40	HT30800033A0007	HT30800034A0007	HT30800035A0007	HT30800036A0007	HT30800037A0007
			50	HT30800033A0008	HT30800034A0008	HT30800035A0008	HT30800036A0008	HT30800037A0008
			63	HT30800033A0009	HT30800034A0009	HT30800035A0009	HT30800036A0009	HT30800037A0009
	D		6	HT30800033A0010	HT30800034A0010	HT30800035A0010	HT30800036A0010	HT30800037A0010
			10	HT30800033A0011	HT30800034A0011	HT30800035A0011	HT30800036A0011	HT30800037A0011
			16	HT30800033A0012	HT30800034A0012	HT30800035A0012	HT30800036A0012	HT30800037A0012
			20	HT30800033A0013	HT30800034A0013	HT30800035A0013	HT30800036A0013	HT30800037A0013
			25	HT30800033A0014	HT30800034A0014	HT30800035A0014	HT30800036A0014	HT30800037A0014
			32	HT30800033A0015	HT30800034A0015	HT30800035A0015	HT30800036A0015	HT30800037A0015
			40	HT30800033A0016	HT30800034A0016	HT30800035A0016	HT30800036A0016	HT30800037A0016
			50	HT30800033A0017	HT30800034A0017	HT30800035A0017	HT30800036A0017	HT30800037A0017
			63	HT30800033A0018	HT30800034A0018	HT30800035A0018	HT30800036A0018	HT30800037A0018
	C	50mA	6	HT30800033A0019	HT30800034A0019	HT30800035A0019	HT30800036A0019	HT30800037A0019
			10	HT30800033A0020	HT30800034A0020	HT30800035A0020	HT30800036A0020	HT30800037A0020
			16	HT30800033A0021	HT30800034A0021	HT30800035A0021	HT30800036A0021	HT30800037A0021
			20	HT30800033A0022	HT30800034A0022	HT30800035A0022	HT30800036A0022	HT30800037A0022
			25	HT30800033A0023	HT30800034A0023	HT30800035A0023	HT30800036A0023	HT30800037A0023
			32	HT30800033A0024	HT30800034A0024	HT30800035A0024	HT30800036A0024	HT30800037A0024
			40	HT30800033A0025	HT30800034A0025	HT30800035A0025	HT30800036A0025	HT30800037A0025
			50	HT30800033A0026	HT30800034A0026	HT30800035A0026	HT30800036A0026	HT30800037A0026
			63	HT30800033A0027	HT30800034A0027	HT30800035A0027	HT30800036A0027	HT30800037A0027

LiTEK7E1-63N Order Number

Breaking Capacity	Tripping Curve	Leakage Current	Rated Current In	Poles				
				1P+N	2P	3P	4P	3P+N
N: 6000A	D	50mA	6	HT30800033A0028	HT30800034A0028	HT30800035A0028	HT30800036A0028	HT30800037A0028
			10	HT30800033A0029	HT30800034A0029	HT30800035A0029	HT30800036A0029	HT30800037A0029
			16	HT30800033A0030	HT30800034A0030	HT30800035A0030	HT30800036A0030	HT30800037A0030
			20	HT30800033A0031	HT30800034A0031	HT30800035A0031	HT30800036A0031	HT30800037A0031
			25	HT30800033A0032	HT30800034A0032	HT30800035A0032	HT30800036A0032	HT30800037A0032
			32	HT30800033A0033	HT30800034A0033	HT30800035A0033	HT30800036A0033	HT30800037A0033
			40	HT30800033A0034	HT30800034A0034	HT30800035A0034	HT30800036A0034	HT30800037A0034
			50	HT30800033A0035	HT30800034A0035	HT30800035A0035	HT30800036A0035	HT30800037A0035
			63	HT30800033A0036	HT30800034A0036	HT30800035A0036	HT30800036A0036	HT30800037A0036
	C	100mA	6	HT30800033A0037	HT30800034A0037	HT30800035A0037	HT30800036A0037	HT30800037A0037
			10	HT30800033A0038	HT30800034A0038	HT30800035A0038	HT30800036A0038	HT30800037A0038
			16	HT30800033A0039	HT30800034A0039	HT30800035A0039	HT30800036A0039	HT30800037A0039
			20	HT30800033A0040	HT30800034A0040	HT30800035A0040	HT30800036A0040	HT30800037A0040
			25	HT30800033A0041	HT30800034A0041	HT30800035A0041	HT30800036A0041	HT30800037A0041
			32	HT30800033A0042	HT30800034A0042	HT30800035A0042	HT30800036A0042	HT30800037A0042
			40	HT30800033A0043	HT30800034A0043	HT30800035A0043	HT30800036A0043	HT30800037A0043
			50	HT30800033A0044	HT30800034A0044	HT30800035A0044	HT30800036A0044	HT30800037A0044
			63	HT30800033A0045	HT30800034A0045	HT30800035A0045	HT30800036A0045	HT30800037A0045
	D		6	HT30800033A0046	HT30800034A0046	HT30800035A0046	HT30800036A0046	HT30800037A0046
			10	HT30800033A0047	HT30800034A0047	HT30800035A0047	HT30800036A0047	HT30800037A0047
			16	HT30800033A0048	HT30800034A0048	HT30800035A0048	HT30800036A0048	HT30800037A0048
			20	HT30800033A0049	HT30800034A0049	HT30800035A0049	HT30800036A0049	HT30800037A0049
			25	HT30800033A0050	HT30800034A0050	HT30800035A0050	HT30800036A0050	HT30800037A0050
			32	HT30800033A0051	HT30800034A0051	HT30800035A0051	HT30800036A0051	HT30800037A0051
			40	HT30800033A0052	HT30800034A0052	HT30800035A0052	HT30800036A0052	HT30800037A0052
			50	HT30800033A0053	HT30800034A0053	HT30800035A0053	HT30800036A0053	HT30800037A0053
			63	HT30800033A0054	HT30800034A0054	HT30800035A0054	HT30800036A0054	HT30800037A0054

LiTEK7N1-40N Functional Features

Certification Marks

IEC/EN60898-1; GB/T 10963.1

The LiTEK7N1-40N circuit breaker has the following functions:

- Short-Circuit Protection
- Overload Protection
- Isolation Function
- Control

The LiTEK7N1-40N circuit breaker is suitable for low-voltage final distribution in industrial, residential/commercial buildings, energy and other fields.



Main Parameters

- Rated Current:6,10,16,20,25,32,40
- Rated Voltage:230V
- Breaking Capacity:Icn=Ics=6000A(Type N)
- Impulse Withstand Voltage: 4kV
- Current Limiting Class: 3
- Isolation Function: Breaking indication on the housing
- Fast Closing: Ensures reliable operation under impact loads and extends the electrical life of the circuit breaker
- Mechanical Life: 20,000 operations
- Electrical Life: 10,000 operations
- Environment:
  - Operating Temperature:-35°C ~ 70°C
  - Damp Heat Resistance: Class 2 (at 55°C, relative humidity 95%)
- Connection:
  - Tunnel-type Terminals
  - Terminal Capacity:

    6A-40A: For conductors of 25mm² and below
- Installation:
  - Modular mechanism, easily mounted on DIN standard rail
  - Rated Torque:

    Type N: 6A-40A: 1.5N·m;

    Accessories: OF auxiliary contact, SD alarm contact, MX Shunt Release, MX+OF Shunt Release

Tripping Characteristics

- Curve C:
  - Protection of ordinary loads and distribution cables (distribution protection)
  - Instantaneous Tripping Range: 5In~10In
- Curve D:
  - Protection of impact loads with high inrush current (motor loads)
  - Instantaneous Tripping Range: 10In-14In

LiTEK7N1-40N Order Number

Breaking Capacity	Tripping Curve	Rated Current In	Poles
			1P+N
N: 6000A	C	6	HT30800042A0001
		10	HT30800042A0002
		16	HT30800042A0003
		20	HT30800042A0004
		25	HT30800042A0005
		32	HT30800042A0006
		40	HT30800042A0007
	D	6	HT30800042A0008
		10	HT30800042A0009
		16	HT30800042A0010
		20	HT30800042A0011
		25	HT30800042A0012
		32	HT30800042A0013
		40	HT30800042A0014

LiTEK7NE1-40N Functional Features

Certification Marks



IEC 61009-1; GB 16917.1

The LiTEK7NE1-40N circuit breaker has the following functions:

- Short-Circuit Protection
- Overload Protection
- Isolation Function
- Control

The LiTEK7NE1-40N circuit breaker is suitable for low-voltage final distribution in industrial, residential/commercial buildings, energy and other fields.

Main Parameters

- Rated Current:6,10,16,20,25,32,40
- Rated Voltage:230V
- Breaking Capacity:Icn=Ics=6000A(Type N)
- Rated Residual Current IΔn: 30mA
- Impulse Withstand Voltage: 4kV
- Current Limiting Class: 3
- Isolation Function: Breaking indication on the housing
- Fast Closing: Ensures reliable operation under impact loads and extends the electrical life of the circuit breaker
- Mechanical Life: 20,000 operations
- Electrical Life: 10,000 operations
- Environment:
  - Operating Temperature:-35°C ~ 70°C
  - Damp Heat Resistance: Class 2 (at 55°C, relative humidity 95%)
- Connection:
  - Tunnel-type Terminals
  - Terminal Capacity:

    6A-40A: For conductors of 25mm² and below
- Installation:
  - Modular mechanism, easily mounted on DIN standard rail
  - Rated Torque: 6A-40A: 1.5N·m;
  - Accessories: OF auxiliary contact, SD alarm contact, MX Shunt Release, MX+OF Shunt Release
- **Tripping Characteristics**
- Curve C:
  - Protection of ordinary loads and distribution cables (distribution protection)
  - Instantaneous Tripping Range: 5In~10In
- Curve D:
  - Protection of impact loads with high inrush current (motor loads)
  - Instantaneous Tripping Range: 10In-14In

LiTEK7NE1-40N Order Number

Breaking Capacity	Tripping Curve	Leakage Current	Rated Current In	Poles 1P+N
N: 6000A	C	30mA	6	HT30800043A0001
			10	HT30800043A0002
			16	HT30800043A0003
			20	HT30800043A0004
			25	HT30800043A0005
			32	HT30800043A0006
			40	HT30800043A0007
	D		6	HT30800043A0008
			10	HT30800043A0009
			16	HT30800043A0010
			20	HT30800043A0011
			25	HT30800043A0012
			32	HT30800043A0013
			40	HT30800043A0014
	C	50mA	6	HT30800043A0015
			10	HT30800043A0016
			16	HT30800043A0017
			20	HT30800043A0018
			25	HT30800043A0019
			32	HT30800043A0020
			40	HT30800043A0021

Breaking Capacity	Tripping Curve	Leakage Current	Rated Current In	Poles 1P+N
N: 6000A	D	50mA	6	HT30800043A0022
			10	HT30800043A0023
			16	HT30800043A0024
			20	HT30800043A0025
			25	HT30800043A0026
			32	HT30800043A0027
			40	HT30800043A0028
	C	100mA	6	HT30800043A0029
			10	HT30800043A0030
			16	HT30800043A0031
			20	HT30800043A0032
			25	HT30800043A0033
			32	HT30800043A0034
			40	HT30800043A0035
	D		6	HT30800043A0036
			10	HT30800043A0037
			16	HT30800043A0038
			20	HT30800043A0039
			25	HT30800043A0040
			32	HT30800043A0041
			40	HT30800043A0042

LiTEK7-63N/H Functional Features

Certification Marks



GB/T 14048.2 / IEC/EN 60947-2

The LiTEK7-63N/H circuit breaker has the following functions:

- Short-Circuit Protection
- Overload Protection
- Isolation Function
- Control

The LiTEK7-63N/H circuit breaker is suitable for low-voltage final distribution in industrial, residential/commercial buildings, energy and other fields.

Main Parameters

- Rated Current:1,2,3,4,6,10,16,20,25,32,40,50,63
- Rated Voltage:1P: 230V AC; 2/3/4P:400V AC
- Breaking Capacity:Icu=6000A(Type N); Icu=10000A(Type H)
- Impulse Withstand Voltage: 6kV
- Current Limiting Class: 3
- Isolation Function: Breaking indication on the housing
- Fast Closing: Ensures reliable operation under impact loads and extends the electrical life of the circuit breaker
- Mechanical Life: 20,000 operations
- Electrical Life: 10,000 operations
- Environment:
  - Operating Temperature:-25°C ~ 55°C
  - Damp Heat Resistance: Class 2 (at 55°C, relative humidity 95%)
- Connection:
  - Tunnel-type Terminals
  - Terminal Capacity:

    1A-32A: For conductors of 25mm² and below

    40A-63A: For conductors of 35mm² and below
- Installation:
  - Modular mechanism, easily mounted on DIN standard rail
  - Rated Torque:

    Type N: 1A-32A: 2.5N·m; 40-63A: 3.0N·m

    Type H: 1A-63A: 3N·m
- Accessories: OF auxiliary contact, SD alarm contact, MX Shunt Release, MX+OF Shunt Release

Tripping Characteristics

- Curve B:
  - Protection of loads with low short-circuit current (e.g. generators, long cables)
  - Instantaneous Tripping Range: 6In±20%
- Curve C:
  - Protection of ordinary loads and distribution cables (distribution protection)
  - Instantaneous Tripping Range: 8In±20%
- Curve D:
  - Protection of impact loads with high inrush current (motor loads)
  - Instantaneous Tripping Range: 10In±20%

LiTEK7-63N Order Number

Breaking Capacity	Tripping Curve	Rated Current In	Poles			
			1P	2P	3P	4P
N: 6000A	B	1	HT30800000A0000	HT30800000A0039	HT30800000A0078	HT30800000A0117
		2	HT30800000A0001	HT30800000A0040	HT30800000A0079	HT30800000A0118
		3	HT30800000A0002	HT30800000A0041	HT30800000A0080	HT30800000A0119
		4	HT30800000A0003	HT30800000A0042	HT30800000A0081	HT30800000A0120
		6	HT30800000A0004	HT30800000A0043	HT30800000A0082	HT30800000A0121
		10	HT30800000A0005	HT30800000A0044	HT30800000A0083	HT30800000A0122
		16	HT30800000A0006	HT30800000A0045	HT30800000A0084	HT30800000A0123
		20	HT30800000A0007	HT30800000A0046	HT30800000A0085	HT30800000A0124
		25	HT30800000A0008	HT30800000A0047	HT30800000A0086	HT30800000A0125
		32	HT30800000A0009	HT30800000A0048	HT30800000A0087	HT30800000A0126
		40	HT30800000A0010	HT30800000A0049	HT30800000A0088	HT30800000A0127
		50	HT30800000A0011	HT30800000A0050	HT30800000A0089	HT30800000A0128
		63	HT30800000A0012	HT30800000A0051	HT30800000A0090	HT30800000A0129
	C	1	HT30800000A0013	HT30800000A0052	HT30800000A0091	HT30800000A0130
		2	HT30800000A0014	HT30800000A0053	HT30800000A0092	HT30800000A0131
		3	HT30800000A0015	HT30800000A0054	HT30800000A0093	HT30800000A0132
		4	HT30800000A0016	HT30800000A0055	HT30800000A0094	HT30800000A0133
		6	HT30800000A0017	HT30800000A0056	HT30800000A0095	HT30800000A0134
		10	HT30800000A0018	HT30800000A0057	HT30800000A0096	HT30800000A0135
		16	HT30800000A0019	HT30800000A0058	HT30800000A0097	HT30800000A0136
		20	HT30800000A0020	HT30800000A0059	HT30800000A0098	HT30800000A0137
		25	HT30800000A0021	HT30800000A0060	HT30800000A0099	HT30800000A0138
		32	HT30800000A0022	HT30800000A0061	HT30800000A0100	HT30800000A0139
		40	HT30800000A0023	HT30800000A0062	HT30800000A0101	HT30800000A0140
		50	HT30800000A0024	HT30800000A0063	HT30800000A0102	HT30800000A0141
		63	HT30800000A0025	HT30800000A0064	HT30800000A0103	HT30800000A0142
	D	1	HT30800000A0026	HT30800000A0065	HT30800000A0104	HT30800000A0143
		2	HT30800000A0027	HT30800000A0066	HT30800000A0105	HT30800000A0144
		3	HT30800000A0028	HT30800000A0067	HT30800000A0106	HT30800000A0145
		4	HT30800000A0029	HT30800000A0068	HT30800000A0107	HT30800000A0146
		6	HT30800000A0030	HT30800000A0069	HT30800000A0108	HT30800000A0147
		10	HT30800000A0031	HT30800000A0070	HT30800000A0109	HT30800000A0148
		16	HT30800000A0032	HT30800000A0071	HT30800000A0110	HT30800000A0149
		20	HT30800000A0033	HT30800000A0072	HT30800000A0111	HT30800000A0150
		25	HT30800000A0034	HT30800000A0073	HT30800000A0112	HT30800000A0151
		32	HT30800000A0035	HT30800000A0074	HT30800000A0113	HT30800000A0152
		40	HT30800000A0036	HT30800000A0075	HT30800000A0114	HT30800000A0153
		50	HT30800000A0037	HT30800000A0076	HT30800000A0115	HT30800000A0154
		63	HT30800000A0038	HT30800000A0077	HT30800000A0116	HT30800000A0155

LiTEK7-63H Order Number

Breaking Capacity	Tripping Curve	Rated Current In	Poles			
			1P	2P	3P	4P
H: 10000A	B	1	HT30800000A0156	HT30800000A0195	HT30800000A0234	HT30800000A0273
		2	HT30800000A0157	HT30800000A0196	HT30800000A0235	HT30800000A0274
		3	HT30800000A0158	HT30800000A0197	HT30800000A0236	HT30800000A0275
		4	HT30800000A0159	HT30800000A0198	HT30800000A0237	HT30800000A0276
		6	HT30800000A0160	HT30800000A0199	HT30800000A0238	HT30800000A0277
		10	HT30800000A0161	HT30800000A0200	HT30800000A0239	HT30800000A0278
		16	HT30800000A0162	HT30800000A0201	HT30800000A0240	HT30800000A0279
		20	HT30800000A0163	HT30800000A0202	HT30800000A0241	HT30800000A0280
		25	HT30800000A0164	HT30800000A0203	HT30800000A0242	HT30800000A0281
		32	HT30800000A0165	HT30800000A0204	HT30800000A0243	HT30800000A0282
		40	HT30800000A0166	HT30800000A0205	HT30800000A0244	HT30800000A0283
		50	HT30800000A0167	HT30800000A0206	HT30800000A0245	HT30800000A0284
		63	HT30800000A0168	HT30800000A0207	HT30800000A0246	HT30800000A0285
	C	1	HT30800000A0169	HT30800000A0208	HT30800000A0247	HT30800000A0286
		2	HT30800000A0170	HT30800000A0209	HT30800000A0248	HT30800000A0287
		3	HT30800000A0171	HT30800000A0210	HT30800000A0249	HT30800000A0288
		4	HT30800000A0172	HT30800000A0211	HT30800000A0250	HT30800000A0289
		6	HT30800000A0173	HT30800000A0212	HT30800000A0251	HT30800000A0290
		10	HT30800000A0174	HT30800000A0213	HT30800000A0252	HT30800000A0291
		16	HT30800000A0175	HT30800000A0214	HT30800000A0253	HT30800000A0292
		20	HT30800000A0176	HT30800000A0215	HT30800000A0254	HT30800000A0293
		25	HT30800000A0177	HT30800000A0216	HT30800000A0255	HT30800000A0294
		32	HT30800000A0178	HT30800000A0217	HT30800000A0256	HT30800000A0295
		40	HT30800000A0179	HT30800000A0218	HT30800000A0257	HT30800000A0296
		50	HT30800000A0180	HT30800000A0219	HT30800000A0258	HT30800000A0297
		63	HT30800000A0181	HT30800000A0220	HT30800000A0259	HT30800000A0298
	D	1	HT30800000A0182	HT30800000A0221	HT30800000A0260	HT30800000A0299
		2	HT30800000A0183	HT30800000A0222	HT30800000A0261	HT30800000A0300
		3	HT30800000A0184	HT30800000A0223	HT30800000A0262	HT30800000A0301
		4	HT30800000A0185	HT30800000A0224	HT30800000A0263	HT30800000A0302
		6	HT30800000A0186	HT30800000A0225	HT30800000A0264	HT30800000A0303
		10	HT30800000A0187	HT30800000A0226	HT30800000A0265	HT30800000A0304
		16	HT30800000A0188	HT30800000A0227	HT30800000A0266	HT30800000A0305
		20	HT30800000A0189	HT30800000A0228	HT30800000A0267	HT30800000A0306
		25	HT30800000A0190	HT30800000A0229	HT30800000A0268	HT30800000A0307
		32	HT30800000A0191	HT30800000A0230	HT30800000A0269	HT30800000A0308
		40	HT30800000A0192	HT30800000A0231	HT30800000A0270	HT30800000A0309
		50	HT30800000A0193	HT30800000A0232	HT30800000A0271	HT30800000A0310
		63	HT30800000A0194	HT30800000A0233	HT30800000A0272	HT30800000A0311

LiTEK7-63L/HDC Functional Features

Certification Marks



GB/T 14048.2 / IEC/EN 60947-2

The LiTEK7-63L/H DC circuit breaker has the following functions:

- Short-Circuit Protection
- Overload Protection
- Control

Main Parameters

- Rated Current:1,2,3,4,6,10,16,20,25,32,40,50,63
- Rated Voltage:
  - Type L: 1P 125V DC; 2P 250V DC; 3P 375V DC; 4P 500V DC
  - Type H: 1P 250V DC; 2P 500V DC; 3P 750V DC; 4P 1000V DC
- Rated Ultimate Short-Circuit Breaking Capacity:Icu=6000A(Type L); Icu=10000A(Type H)
- Impulse Withstand Voltage: 6kV
- Current Limiting Class: 3
- Isolation Function: Breaking indication on the housing
- Fast Closing: Ensures reliable operation under impact loads and extends the electrical life of the circuit breaker
- Mechanical Life: 20,000 operations
- Electrical Life: 10,000 operations
- Environment:
  - Operating Temperature: -25°C ~ 55°C
  - Damp Heat Resistance: Class 2 (at 55°C, relative humidity 95%)
- Connection:
  - Tunnel-type Terminals
  - Terminal Capacity:

    1A-63A: For conductors of 35mm² and below
- Accessories: OF auxiliary contact, SD alarm contact, MX Shunt Release, MX+OF Shunt Release

Tripping Characteristics

- Curve B:
  - Protection of loads with low short-circuit current (e.g. generators, long cables)
  - Instantaneous Tripping Range 6In±20%
- Curve C:
  - Protection of ordinary loads and distribution cables (distribution protection)
  - Instantaneous Tripping Range 8In±20%
- Curve D:
  - Protection of ordinary loads and distribution cables (distribution protection)
  - Instantaneous Tripping Range 10In±20%

LiTEK7-63LDC Order Number

Breaking Capacity	Tripping Curve	Rated Current In	Poles			
			1P	2P	3P	4P
L: 6000A	B	1	HT30800000A1269	HT30800000A1295	HT30800006A0001	HT30800000A1321
		2	HT30800000A1270	HT30800000A1296	HT30800006A0002	HT30800000A1322
		3	HT30800000A1271	HT30800000A1297	HT30800006A0003	HT30800000A1323
		4	HT30800000A1272	HT30800000A1298	HT30800006A0004	HT30800000A1324
		6	HT30800000A1273	HT30800000A1299	HT30800006A0005	HT30800000A1325
		10	HT30800000A1274	HT30800000A1300	HT30800006A0006	HT30800000A1326
		16	HT30800000A1275	HT30800000A1301	HT30800006A0007	HT30800000A1327
		20	HT30800000A1276	HT30800000A1302	HT30800006A0008	HT30800000A1328
		25	HT30800000A1277	HT30800000A1303	HT30800006A0009	HT30800000A1329
		32	HT30800000A1278	HT30800000A1304	HT30800006A0010	HT30800000A1330
		40	HT30800000A1279	HT30800000A1305	HT30800006A0011	HT30800000A1331
		50	HT30800000A1280	HT30800000A1306	HT30800006A0012	HT30800000A1332
		63	HT30800000A1281	HT30800000A1307	HT30800006A0013	HT30800000A1333
	C	1	HT30800000A1282	HT30800000A1308	HT30800006A0014	HT30800000A1334
		2	HT30800000A1283	HT30800000A1309	HT30800006A0015	HT30800000A1335
		3	HT30800000A1284	HT30800000A1310	HT30800006A0016	HT30800000A1336
		4	HT30800000A1285	HT30800000A1311	HT30800006A0017	HT30800000A1337
		6	HT30800000A1286	HT30800000A1312	HT30800006A0018	HT30800000A1338
		10	HT30800000A1287	HT30800000A1313	HT30800006A0019	HT30800000A1339
		16	HT30800000A1288	HT30800000A1314	HT30800006A0020	HT30800000A1340
		20	HT30800000A1289	HT30800000A1315	HT30800006A0021	HT30800000A1341
		25	HT30800000A1290	HT30800000A1316	HT30800006A0022	HT30800000A1342
		32	HT30800000A1291	HT30800000A1317	HT30800006A0023	HT30800000A1343
		40	HT30800000A1292	HT30800000A1318	HT30800006A0024	HT30800000A1344
		50	HT30800000A1293	HT30800000A1319	HT30800006A0025	HT30800000A1345
		63	HT30800000A1294	HT30800000A1320	HT30800006A0026	HT30800000A1346
	D	1	HT30800004A0027	HT30800005A0027	HT30800006A0027	HT30800007A0027
		2	HT30800004A0028	HT30800005A0028	HT30800006A0028	HT30800007A0028
		3	HT30800004A0029	HT30800005A0029	HT30800006A0029	HT30800007A0029
		4	HT30800004A0030	HT30800005A0030	HT30800006A0030	HT30800007A0030
		6	HT30800004A0031	HT30800005A0031	HT30800006A0031	HT30800007A0031
		10	HT30800004A0032	HT30800005A0032	HT30800006A0032	HT30800007A0032
		16	HT30800004A0033	HT30800005A0033	HT30800006A0033	HT30800007A0033
		20	HT30800004A0034	HT30800005A0034	HT30800006A0034	HT30800007A0034
		25	HT30800004A0035	HT30800005A0035	HT30800006A0035	HT30800007A0035
		32	HT30800004A0036	HT30800005A0036	HT30800006A0036	HT30800007A0036
		40	HT30800004A0037	HT30800005A0037	HT30800006A0037	HT30800007A0037
		50	HT30800004A0038	HT30800005A0038	HT30800006A0038	HT30800007A0038
		63	HT30800004A0039	HT30800005A0039	HT30800006A0039	HT30800007A0039

LiTEK7-63LDC Connection Example

Connection example of LiTEK7-63L/H-DC: Please pay attention to the polarity when wiring DC circuit breakers

Poles	Breaking Capacity	Rated Voltage (Un)	U (L+ / L-)	U (L+ / E)
1P	6kA/10kA	L: 125V H: 250V	L: 125V H: 250V	L: 125V H: 250V
2P	6kA/10kA	L: 250V H: 500V	L: 250V H: 500V	L: 250V H: 500V
3P	6kA/10kA	L: 375V H: 750V	L: 375V H: 750V	L: 375V H: 750V
4P	6kA/10kA	L: 500V H: 1000V	L: 500V H: 1000V	L: 500V H: 1000V

Wiring Diagram

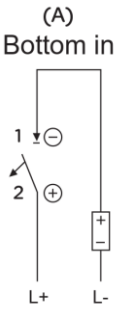

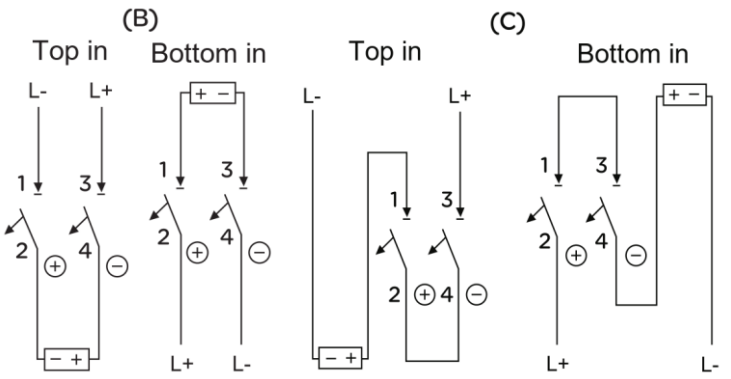

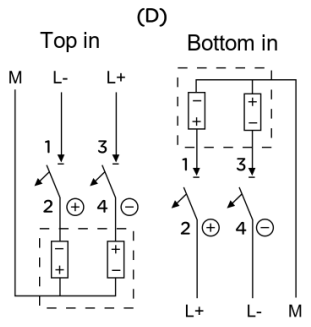

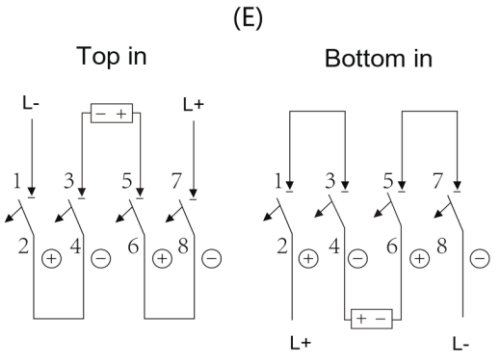

Note:

· L+ is the positive pole of the power supply, L- is the negative pole;

· ⊕Positive pole of the breaker, r⊖ative pole of the breaker;

· The DC power supply is usually grounded at "L-", and the neutral pole of a positive-negative power supply system is grounded at "M";

·

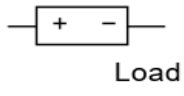

LiTEK7-63HDC Order Number

Breaking Capacity	Tripping Curve	Rated Current In	Poles			
			1P	2P	3P	4P
H: 10000A	B	1	HT30800000A1191	HT30800000A1217	HT30800006A0040	HT30800000A1243
		2	HT30800000A1192	HT30800000A1218	HT30800006A0041	HT30800000A1244
		3	HT30800000A1193	HT30800000A1219	HT30800006A0042	HT30800000A1245
		4	HT30800000A1194	HT30800000A1220	HT30800006A0043	HT30800000A1246
		6	HT30800000A1195	HT30800000A1221	HT30800006A0044	HT30800000A1247
		10	HT30800000A1196	HT30800000A1222	HT30800006A0045	HT30800000A1248
		16	HT30800000A1197	HT30800000A1223	HT30800006A0046	HT30800000A1249
		20	HT30800000A1198	HT30800000A1224	HT30800006A0047	HT30800000A1250
		25	HT30800000A1199	HT30800000A1225	HT30800006A0048	HT30800000A1251
		32	HT30800000A1200	HT30800000A1226	HT30800006A0049	HT30800000A1252
		40	HT30800000A1201	HT30800000A1227	HT30800006A0050	HT30800000A1253
		50	HT30800000A1202	HT30800000A1228	HT30800006A0051	HT30800000A1254
		63	HT30800000A1203	HT30800000A1229	HT30800006A0052	HT30800000A1255
	C	1	HT30800000A1204	HT30800000A1230	HT30800006A0053	HT30800000A1256
		2	HT30800000A1205	HT30800000A1231	HT30800006A0054	HT30800000A1257
		3	HT30800000A1206	HT30800000A1232	HT30800006A0055	HT30800000A1258
		4	HT30800000A1207	HT30800000A1233	HT30800006A0056	HT30800000A1259
		6	HT30800000A1208	HT30800000A1234	HT30800006A0057	HT30800000A1260
		10	HT30800000A1209	HT30800000A1235	HT30800006A0058	HT30800000A1261
		16	HT30800000A1210	HT30800000A1236	HT30800006A0059	HT30800000A1262
		20	HT30800000A1211	HT30800000A1237	HT30800006A0060	HT30800000A1263
		25	HT30800000A1212	HT30800000A1238	HT30800006A0061	HT30800000A1264
		32	HT30800000A1213	HT30800000A1239	HT30800006A0062	HT30800000A1265
		40	HT30800000A1214	HT30800000A1240	HT30800006A0063	HT30800000A1266
		50	HT30800000A1215	HT30800000A1241	HT30800006A0064	HT30800000A1267
		63	HT30800000A1216	HT30800000A1242	HT30800006A0065	HT30800000A1268
	D	1	HT30800004A0066	HT30800005A0066	HT30800006A0066	HT30800007A0066
		2	HT30800004A0067	HT30800005A0067	HT30800006A0067	HT30800007A0067
		3	HT30800004A0068	HT30800005A0068	HT30800006A0068	HT30800007A0068
		4	HT30800004A0069	HT30800005A0069	HT30800006A0069	HT30800007A0069
		6	HT30800004A0070	HT30800005A0070	HT30800006A0070	HT30800007A0070
		10	HT30800004A0071	HT30800005A0071	HT30800006A0071	HT30800007A0071
		16	HT30800004A0072	HT30800005A0072	HT30800006A0072	HT30800007A0072
		20	HT30800004A0073	HT30800005A0073	HT30800006A0073	HT30800007A0073
		25	HT30800004A0074	HT30800005A0074	HT30800006A0074	HT30800007A0074
		32	HT30800004A0075	HT30800005A0075	HT30800006A0075	HT30800007A0075
		40	HT30800004A0076	HT30800005A0076	HT30800006A0076	HT30800007A0076
		50	HT30800004A0077	HT30800005A0077	HT30800006A0077	HT30800007A0077
		63	HT30800004A0078	HT30800005A0078	HT30800006A0078	HT30800007A0078

LiTEK7-125N/H Functional Features

Certification Marks

GB/T 14048.2 / IEC/EN 60947-2

The LiTEK7-125N/H circuit breaker has the following functions:

- Short-Circuit Protection
- Overload Protection
- Isolation Function
- Control

The LiTEK7-125N/H circuit breaker is suitable for low-voltage final distribution in industrial, residential/commercial buildings, energy and other fields.



Main Parameters

- Rated Current:80,100,125
- Rated Voltage:1P: 230V AC; 2/3/4P:400V AC
- Breaking Capacity:Icu=6000A(Type N); Icu=10000A(Type H)
- Impulse Withstand Voltage: 6kV
- Current Limiting Class: 3
- Isolation Function: Breaking indication on the housing
- Fast Closing: Ensures reliable operation under impact loads and extends the electrical life of the circuit breaker
- Mechanical Life: 20,000 operations
- Electrical Life: 10,000 operations
- Environment:
  - Operating Temperature:-25°C ~ 55°C
  - Damp Heat Resistance: Class 2 (at 55°C, relative humidity 95%)
- Connection:
  - Tunnel-type Terminals
  - Terminal Capacity:

    For conductors of 10mm²~50mm² and below
- Installation:
  - Modular mechanism, easily mounted on DIN standard rail
  - Rated Torque:3.5N·m
- Accessories: OF auxiliary contact, SD alarm contact, MX Shunt Release, MX+OF Shunt Release

Tripping Characteristics

- Curve B:
  - Protection of loads with low short-circuit current (e.g. generators, long cables)
  - Instantaneous Tripping Range: 6In±20%
- Curve C:
  - Protection of ordinary loads and distribution cables (distribution protection)
  - Instantaneous Tripping Range: 10In±20%
- Curve D:
  - Protection of impact loads with high inrush current (motor loads)
  - Instantaneous Tripping Range: 12In±20%

LiTEK7-125N Order Number

Breaking Capacity	Tripping Curve	Rated Current In	Poles			
			1P	2P	3P	4P
N: 6000A	B	80	HT30800000A1360	HT30800000A1408	HT30800000A1456	HT30800000A1504
		100	HT30800000A1361	HT30800000A1409	HT30800000A1457	HT30800000A1505
		125	HT30800000A1362	HT30800000A1410	HT30800000A1458	HT30800000A1506
	C	80	HT30800000A1376	HT30800000A1424	HT30800000A1472	HT30800000A1520
		100	HT30800000A1377	HT30800000A1425	HT30800000A1473	HT30800000A1521
		125	HT30800000A1378	HT30800000A1426	HT30800000A1474	HT30800000A1522
	D	80	HT30800000A1392	HT30800000A1440	HT30800000A1488	HT30800000A1536
		100	HT30800000A1393	HT30800000A1441	HT30800000A1489	HT30800000A1537
		125	HT30800000A1394	HT30800000A1442	HT30800000A1490	HT30800000A1538

LiTEK7-125H Order Number

Breaking Capacity	Tripping Curve	Rated Current In	Poles			
			1P	2P	3P	4P
H: 10000A	B	80	HT30800008A0010	HT30800009A0010	HT30800010A0010	HT30800011A0010
		100	HT30800008A0011	HT30800009A0011	HT30800010A0011	HT30800011A0011
		125	HT30800008A0012	HT30800009A0012	HT30800010A0012	HT30800011A0012
	C	80	HT30800008A0013	HT30800009A0013	HT30800010A0013	HT30800011A0013
		100	HT30800008A0014	HT30800009A0014	HT30800010A0014	HT30800011A0014
		125	HT30800008A0015	HT30800009A0015	HT30800010A0015	HT30800011A0015
	D	80	HT30800008A0016	HT30800009A0016	HT30800010A0016	HT30800011A0016
		100	HT30800008A0017	HT30800009A0017	HT30800010A0017	HT30800011A0017
		125	HT30800008A0018	HT30800009A0018	HT30800010A0018	HT30800011A0018

LiTEK7H-125N Functional Features

Certification Marks



GB/T14048.3

The LiTEK7H-125N/H circuit breaker has the following functions:

- Short-Circuit Protection
- Overload Protection
- Isolation Function
- Control

The LiTEK7H-125N/H circuit breaker is suitable for low-voltage final distribution in industrial, residential/commercial buildings, energy and other fields.

Main Parameters

- Rated Current: 6, 10, 16, 20, 25, 32, 40, 50, 63, 80, 100, 125
- Rated Voltage:1P: 230V AC; 2/3/4P:400V AC
- Breaking Capacity:Icw=2000A(Type N); Icm=2840A(Type N)
- Utilization Category: AC-22A
- Impulse Withstand Voltage: 6kV
- Current Limiting Class: 3
- Isolation Function: Breaking indication on the housing
- Fast Closing: Ensures reliable operation under impact loads and extends the electrical life of the circuit breaker
- Mechanical Life: 20,000 operations
- Electrical Life: 10,000 operations
- Environment:
  - Operating Temperature: -25°C ~ +55°C
  - Damp Heat Resistance: Class 2 (at 55°C, relative humidity 95%)
- Connection:
  - Tunnel-type Terminals
  - Terminal Capacity:

    For conductors of 50mm² and below
- Installation:
  - Modular mechanism, easily mounted on DIN standard rail
  - Rated Torque:3.5N·m
- Accessories: OF auxiliary contact, SD alarm contact, MX Shunt Release, MX+OF Shunt Release

LiTEK7H-125 Order Number

Breaking Capacity	Rated Current In	Poles			
		1P	2P	3P	4P
N: 6000A	6	HT30800038A0001	HT30800039A0001	HT30800040A0001	HT30800041A0001
	10	HT30800038A0002	HT30800039A0002	HT30800040A0002	HT30800041A0002
	16	HT30800038A0003	HT30800039A0003	HT30800040A0003	HT30800041A0003
	20	HT30800038A0004	HT30800039A0004	HT30800040A0004	HT30800041A0004
	25	HT30800038A0005	HT30800039A0005	HT30800040A0005	HT30800041A0005
	32	HT30800038A0006	HT30800039A0006	HT30800040A0006	HT30800041A0006
	40	HT30800038A0007	HT30800039A0007	HT30800040A0007	HT30800041A0007
	50	HT30800038A0008	HT30800039A0008	HT30800040A0008	HT30800041A0008
	63	HT30800038A0009	HT30800039A0009	HT30800040A0009	HT30800041A0009
	80	HT30800038A0010	HT30800039A0010	HT30800040A0010	HT30800041A0010
	100	HT30800038A0011	HT30800039A0011	HT30800040A0011	HT30800041A0011
	125	HT30800038A0012	HT30800039A0012	HT30800040A0012	HT30800041A0012

LiTEK7 Accessory Technical Data



· Mounted on the left side of the circuit breaker; only one accessory can be assembled on each breaker body;

Accessory Type	OF	SD	MX	MX+OF
	Auxiliary Contact	Alarm Contact	Shunt Release	Shunt Release
Function	• Indicates the ON/OFF status of the circuit breaker	• Sends a signal when the circuit breaker trips due to a fault• Mechanical indicator on the front panel when the circuit breaker trips due to a fault	• Trips the circuit breaker when the control voltage exceeds 70%~110% of the rated voltage, so as to protect the line	• Trips the circuit breaker when the control voltage exceeds 70%~110% of the rated voltage, so as to protect the line
Technical Data				
Parameters	AC: 415V (3A) 250V (6A) DC: 130V(1A) 48V(2A) 24V(6A)		AC: 110V~440V DC: 130V(1A) DC: 48V(3A) DC: 24V(6A) DC: 12V(6A)	AC: 110V~440V DC: 130V(1A) DC: 48V(3A) DC: 24V(6A) DC: 12V(6A)
Structure Type	1 OF 2 OF	1 SD 2 SD		MX+OF
	1OF + 1SD			
Operating Temperature	-35°C-70°C	-35°C-70°C	-35°C-70°C	-35°C-70°C
Storage Temperature	-40°C-85°C	-40°C-85°C	-40°C-85°C	-40°C-85°C
Width (multiples of 9mm)	1	1	2	2

Accessory Order Number

Accessory Type	Type & Specification	Order Number	
		Type I (for LiTEK7-63 & LiTEK7-63DC)	Type II (LiTEK7-125)
OF	1 OF	HT30800015A0001	HT30800018A0001
	2 OF	HT30800015A0002	HT30800018A0002
	1 OF (Micro Power Consumption)	HT30800015A0007	HT30800018A0004
	2 OF (Micro Power Consumption)	HT30800015A0008	HT30800018A0005
OF+SD	1 OF +1 SD	HT30800015A0003	HT30800018A0003
SD	1 SD	HT30800016A0001	HT30800019A0001
	2 SD	HT30800016A0002	HT30800019A0002
MX	AC 110V~440V	HT30800017A0001	HT30800020A0001
	DC 130V(1A)	HT30800017A0002	HT30800020A0002
	DC 48V(3A)	HT30800017A0003	HT30800020A0003
	DC 24V(6A)	HT30800017A0004	HT30800020A0004
	DC 12V(6A)	HT30800017A0005	HT30800020A0005
MX+OF	MX+ OF Active Type AC 110V~440V	HT30800021A0001	HT30800022A0001
	MX+ OF Active Type DC 130V(1A)	HT30800021A0002	HT30800022A0002
	MX+ OF Active Type DC 48V(3A)	HT30800021A0003	HT30800022A0003
	MX+ OF Active Type DC 24V(6A)	HT30800021A0004	HT30800022A0004
	MX+ OF Active Type DC 12V(6A)	HT30800021A0005	HT30800022A0005
	MX+ OF Passive Type AC 110V~440V	HT30800021A0006	HT30800022A0006
	MX+ OF Passive Type DC 130V(1A)	HT30800021A0007	HT30800022A0007
	MX+ OF Passive Type DC 48V(3A)	HT30800021A0008	HT30800022A0008
	MX+ OF Passive Type DC 24V(6A)	HT30800021A0009	HT30800022A0009
	MX+ OF Passive Type DC 12V(6A)	HT30800021A0010	HT30800022A0010
MV	AC 230V	HT30800023A0001	HT30800024A0001
	AC 380V	HT30800023A0002	HT30800025A0001

CONTACT US

Huatech Switchgear Co., Ltd.

453 Malong Rd, Torch Hi-Tech Industrial Zone,

Xiamen ,CN 361006

globalsales@huadianswg.cn

www.huatechglobal.com

We reserve the right to make technical changes or modify the contents of this document without prior notice. All the agreed particulars shall prevail . All rights reserved.

© Huatech Switchgear Co.,Ltd.

2026.11

LiTEK7/Catalog/202611/001/EN