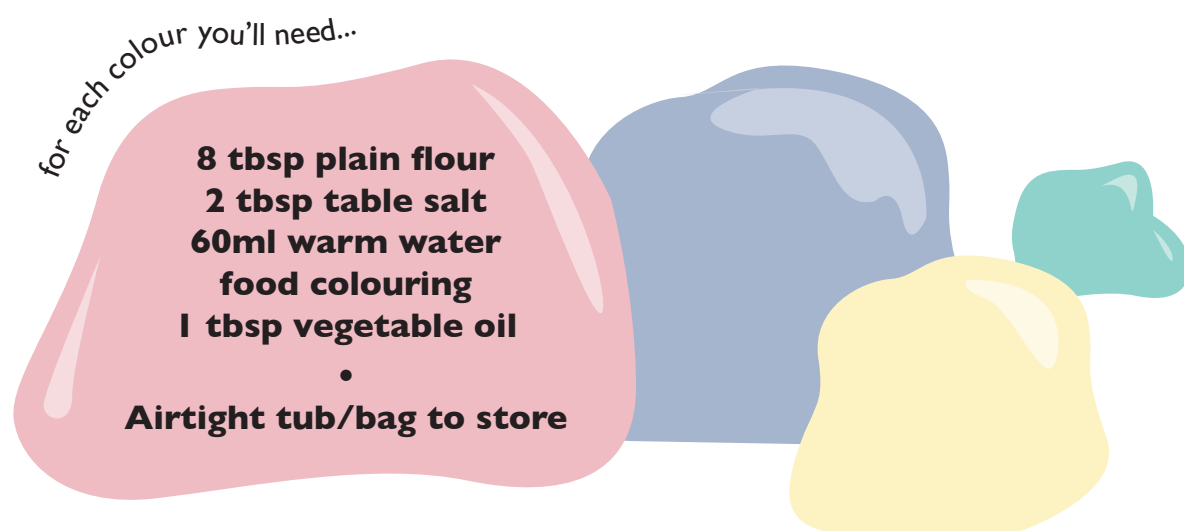


10 Minute Play Dough

When all of your play dough has been smushed into a brown/grey lump turn to this 5-ingredient, easy recipe for fresh dough in minutes!




- 1.** Mix the flour and salt in a large bowl. Then mix together the water, a few drops of food colouring and the oil in a separate bowl.
- 2.** Pour the liquids into the flour mix and stir well.
- 3.** Dust a work surface with a little flour and turn out the dough. Knead until you achieve a smooth, pliable dough (a few minutes). Add extra food colouring drops to make more intense colours.
- 4.** Store in a re-usable sandwich bag in the fridge to keep it fresh, just make sure the air is all squeezed out.

Add glitter for added magic or essential oils for scented dough

Play Dough Cupcake

Decorate your cupcake with yummy toppings-icing, sprinkles maybe a cherry on top?



GO TO GLTC.CO.UK FOR MORE HOME LEARNING IDEAS

Play Dough Picnic


Make tasty treats to fill your plate!



GO TO GLTC.CO.UK FOR MORE HOME LEARNING IDEAS

Play Dough Icecream


Fill your cone with icecream. How many scoops
and what flavours will you choose?
Have a flake? Sprinkles?



GO TO [GLTC.CO.UK](https://www.gltc.co.uk) FOR MORE HOME LEARNING IDEAS

Play Dough Dinner


What food shall we put on the plate today?
Fish, chips and peas?



GO TO [GLTC.CO.UK](https://www.gltc.co.uk) FOR MORE HOME LEARNING IDEAS


Play Dough Pizza

Top your pizza with yummy extras.
Do you like pepper? Maybe some ham?



Play Dough Pasta

Add some veggies to this pasta- would you like
to sprinkle on cheese?



Play Dough Counting

Can you put the right number of play dough balls into each number box?

Can you make the numbers out of play dough?

1

2

3

4

5

Play Dough Counting

Can you put the right number of play dough balls into each number box?

Can you make the numbers out of play dough?

