FLORAL ART
Spring Time Bouquet

ROKR



Assembly instruction




NOTICE:


1. Please carefully read and understand the whole entire assembling.
2. Please read the instructions carefully and think repeatedly to confirm that the parts are not damaged or missing.
3. Assembly requires patience and time. Please do not rush to complete the assembly in the short term.
4. The product needs to be made with professional glue (Cyan, Please select a material to match it).
5. Please do not use sharp objects to damage the parts, which will affect the appearance.
6. Please wear latex gloves when assembling to avoid the adhesion of the hands and affect the appearance.
7. Please clean the product after each use with dust, and store the items in tightly sealed packages.
8. Please keep the product away from children under the age of 14 to avoid accidental swallowing.
9. If the instructions are missing please refer to it carefully to download official PDF.




Cutting Instructions

Icon Illustration
























FLORAL ART
Spring Time Bouquet
ROKR