JELLYFISH

Model No. MOC-[illegible]

ROKR

Deep-Sea Silhouette
Dotting & Glowing



Assembly Instructions MOC

WARNING

1. Please read this manual & Tools/ROKR's 24/7 hotline (Before) for self preparation.
2. Choose a flat, sturdy surface, ensure there is enough room for the building area with the screwdriver tool.



3. Keep small parts away from children under 3 years old.
4. Not recommended for children under 14 years old without adult supervision.
5. Not suitable for children under 8 years old.
6. Recommended age: 14 years and above.
7. Recommended building time: 3 hours.
8. Recommended number of builders: 1 person.
9. Do not eat the components, they are not edible.
10. Do not put the components in your mouth, nose or ears.
11. If the product contains sharp, metal, hard, fine or fragile components, be careful when handling.
12. Keep the components away from fire.
13. Keep the components away from heat sources, such as radiators, heaters, stoves, or other heat-generating devices.
14. Keep the components away from direct sunlight for long periods of time.
15. Keep the components away from moisture and water.
16. Do not use harsh chemicals, solvents, or strong detergents to clean the components.
17. If a component stains, please wipe it with a soft, dry cloth.
18. Please keep this manual for future reference. It contains important information.

NOTICE

1. Please check the number and integrity of components before assembly to prevent missing parts.
2. Please don't lose the product and customer manuals, access passwords when given cleared, etc.
3. Please do not disassemble the product without permission, as this may damage the product and void the warranty.
4. Please do not use the product under strong winds, and store carefully and dry when not in use.
5. Please do not use the product in a humid environment for long periods of time to avoid damage.
6. If a component stains, please wipe the soft cloth to clean the corresponding cleaning cloth.
7. If you encounter any problems during assembly, please contact us via the ROKR official website.

Instructions for setting the spruce



Use Rubbish

























































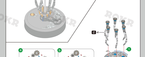











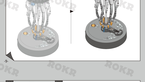





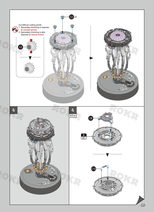

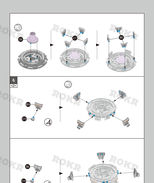

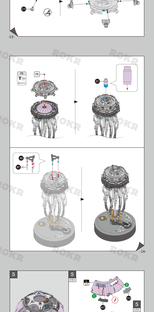

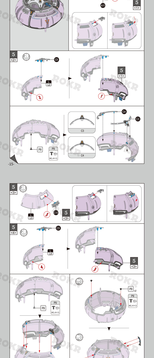

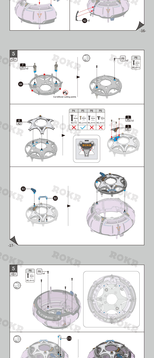

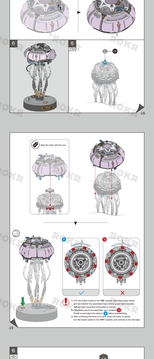

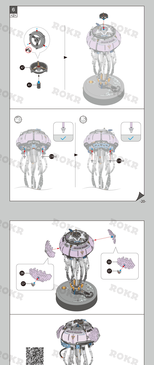





ROKR