


SOLAR PANEL 100W

User's Manual




Model: SC0101

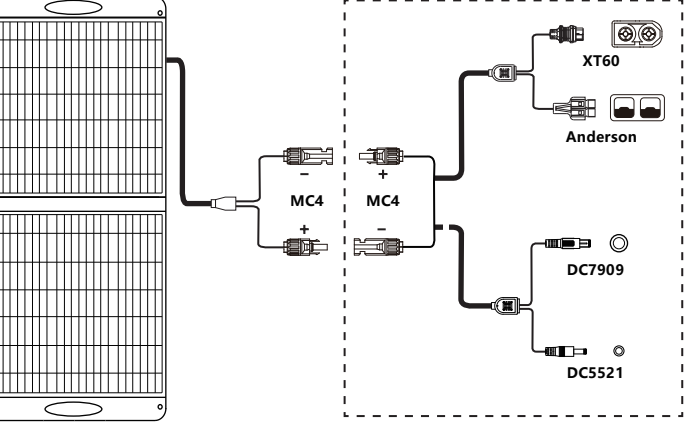
Warranty Card is inside

**For more information,
please visit our website or E-mail:**

Web: www.vdipower.com
E-mail: service@vdipower.com



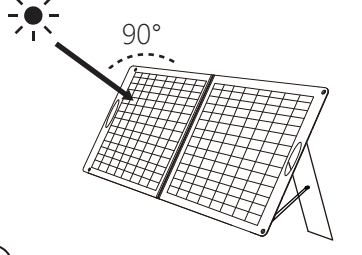
How To Charge



Solar Panel

Adjust Angle

☞ To harvest solar energy most efficiently, try to ensure that the sun's rays hit the panel +10° is acceptable and that the panel is not shaded.




☞ Adjust the Angle of the solar panel.

Technical Details:

Model:	SC0101
Peak Power(P _{mp}):	100W
Cell Type:	Monocrystalline silicon
Solar Cell Lamination:	ETFE
Cell Efficiency:	Up to 23.5%
Voltage at Max Power(V _{mp}):	20V
Current at Max Power(I _{mp}):	5A
Operating Temperature:	-10℃~65℃
Best Working Temperature:	25℃
Folding Number:	2
Dimension(unfolded):	590*1143mm/23.2*45.0 inch
Dimension(folded):	590*559mm/23.2*22.0 inch
Weight:	4.5kg/9.9 lb

Safety Tips:

- Do not bend the solar panel.
- Do not soak the solar panel into water or any other liquid.
- Do not use or store this solar panel near fire or heater.
- Do not scratch the solar panel with sharp objects.
- Do not disassemble the solar panel by yourself.
- Do not put corrosive substance on this solar panel.
- Ensure shade from trees, buildings, and any other obstructions do not block sunlight while using the panels.
- Do not use this product as a children's toy.
- Please note that the solar panel may be damaged by falling or impact.
- During recharging, keep your portable power station away from heat and direct sunlight to extend its life span.



FAQ(Frequently Asked Questions)

☞ The compatibility of the solar panel.

☞ Tip: To confirm the solar panel's compatibility with 3rd-party devices, please consult the seller.

Q: What factors may affect the solar conversion rate?

1. The weather condition.
2. Working environment temperature.
3. The angle from the panels to sunlight.

Q: How to decide the number of panels required to recharge?

1. The output power of solar panels should fit the recommended voltage.
2. The max open circuit voltage is not able to exceed in the max input voltage of power station.
3. The gross output current of solar panels should be between the recommended working voltage.

☞ When using multiple solar panels in series or parallel, please make sure that the accumulated maximum voltage and current of the solar panels does not exceed in the maximum voltage and current of the power station.

Customize your carefree After-sales service

12month
guarantee

+

Members Extended
12Month
Guarantee

If there is a problem with the product within 12 months from the order date, the same new product will be replaced promptly after confirmation. In addition, for members of VDL's official online store, the usual 12-month product warranty will be automatically extended to 24 months.

☞ VDL Official Store Member

How can I join?

How to use:
Step1: Please fill in warranty card.
Step2: Please take the warranty card picture.
Step3: Please email the picture to: service@vdipower.com

Warranty Card

The nearest retailer under the label according to the following warranty procedure. If a failure occurs within the following period from the date of purchase:

Product name / Product model:	Warranty period			First date of purchase 12 months
	Year	Month	Day	
☑ Date of purchase:				
User Info:	Name			
	☑ Email			
	Telephone: _____			
Order Info:	SN No.:			
	Answer user ID: _____			
	☑ Order number: _____			


CAUTION: Please be sure to fill in the member info and hand date over. If you do not fill in, we may not accept the request.

Warranty Policies

1. If the product meets defect or is damaged in normal use according to the product safety statements such as the instruction manual and the label attached to the main unit, we will repair or replace it free of charge.
2. If you want to receive from repair due to malfunction within the warranty period, please contact the VDL Official Store: service@vdipower.com.
3. If you are unable to request repair from Amazon, which is included in this warranty, due to a reason of global shipping, please contact your Amazon order number.
4. Even within the warranty period, repairs will be charged in the following cases:
☑ Failure or damage due to installation or use (improper repair, modification etc.
☑ Failure or damage due to misuse after purchase.
☑ Damage or change due to fire, water damage, and other natural disasters.
☑ Failure or damage due to accident (the third party's negligence and the misuse, long term use for business use).
☑ Failure or change due to movement, transportation or contact with liquid and failure after purchase.
☑ If this equipment is not purchased.
☑ The equipment is sold and used in USA.
☑ This manual will not be returned to please items. It is a safety device so that it will not be lost.

How to Return/Replace/Repair

- Please fill in warranty card & find the SN number on the product.
- Contact our email: service@vdipower.com
- Send defective products to our local warehouse.



折页示意图