









ASSEMBLY INSTRUCTION



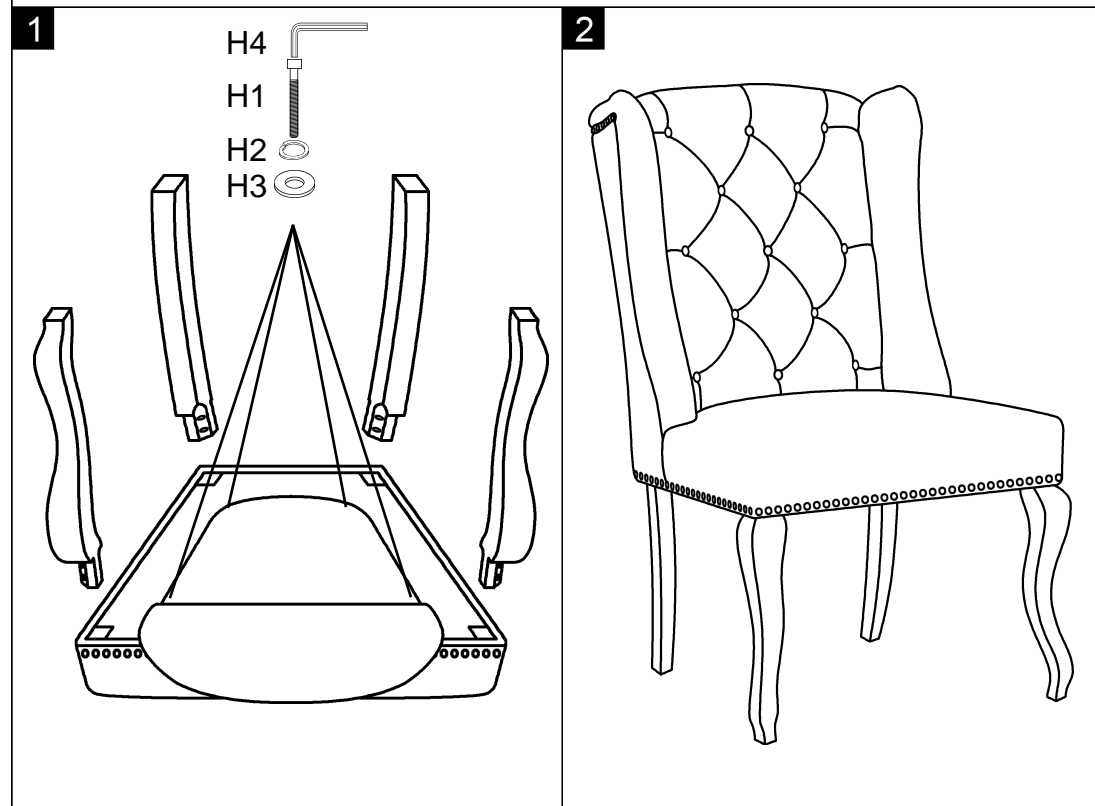
Hardware List

LABEL		DESCRIPTION	QTY
H1		Screw M8x65mm	8
H2		Spring washer M8	8
H3		Flat washer M8x22x1.5mm	8
H4		Allen key M8	1

Component List

LABEL		DESCRIPTION	QTY
A		Seat	1
B		Front leg	2
C		Back leg	2

Assembly Steps



WARNING:
DO NOT STAND THE PRODUCT, DO NOT USE THIS PRODUCT AS A STEP LADDER.
DO NOT USE THIS PRODUCT UNLESS ALL BOLTS, SCREWS AND KNOBS ARE FIRMLY SECURED.
PLEASE DO NOT USE KNIFE TO OPEN ANY PARTS OR THE BOX OR PRODUCT