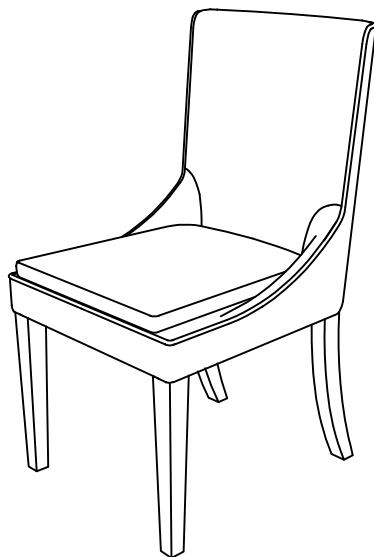
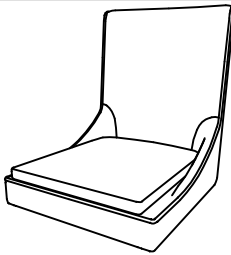

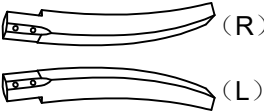


# ASSEMBLY INSTRUCTION

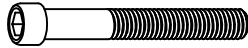



Dining chair  
TN-1816



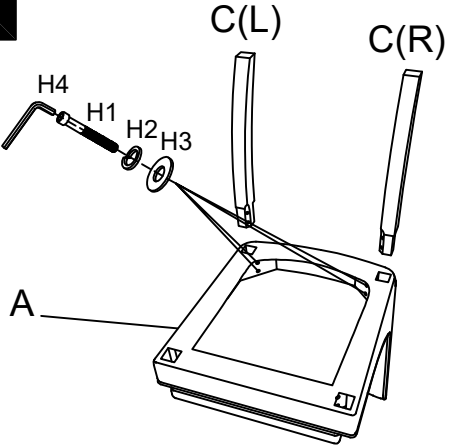
## Component List

LABEL		DESCRIPTION	QTY
A		Seat	1
B		Front leg	2
C		Back leg	2

## Hardware List

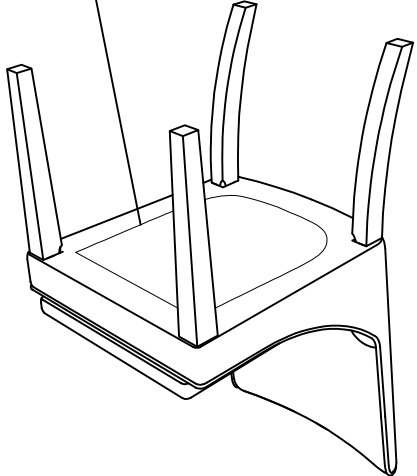
LABEL		DESCRIPTION	QTY
H1		Bolts M8×75mm	8
H2		Spring washer M8	8
H3		Flat washer M8×22×1.5mm	8
H4		Allen key M8	1

**1**



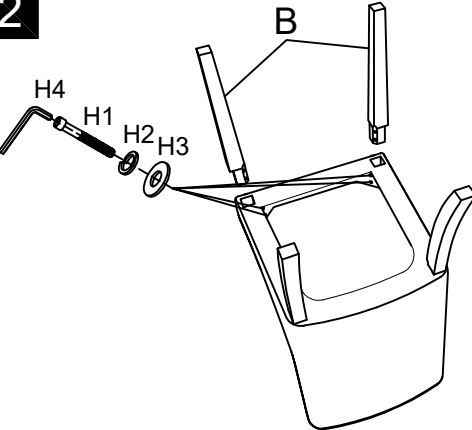
Tighten the screws to 80% tightness.

**3**



Close the zipper

**2**



Tighten the screws to 80% tightness.

Adjust the chair so that it is leveled, then fully tighten all the screws.