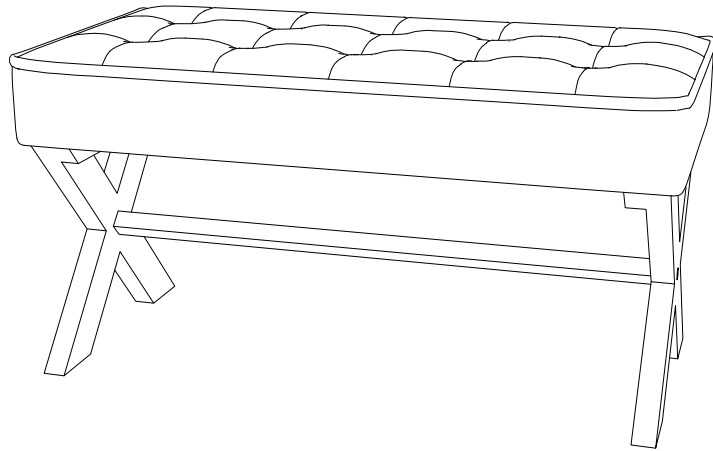
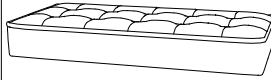
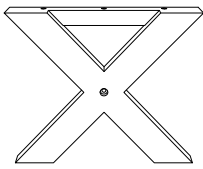



# ASSEMBLY INSTRUCTION




BENCH  
TN-7868AS



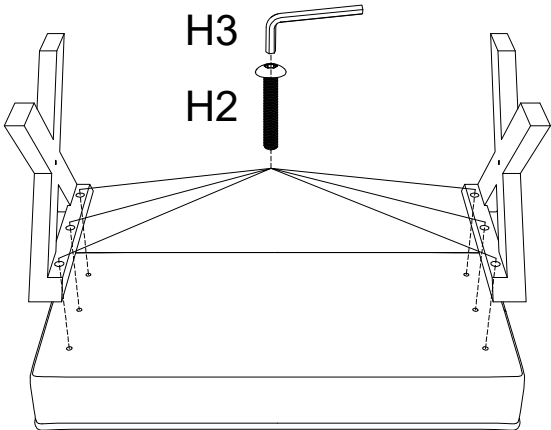
## Component List

LABEL		DESCRIPTION	QTY
A		Seat	1
B		Leg	2
C		Cross bar	1

## Hardware List

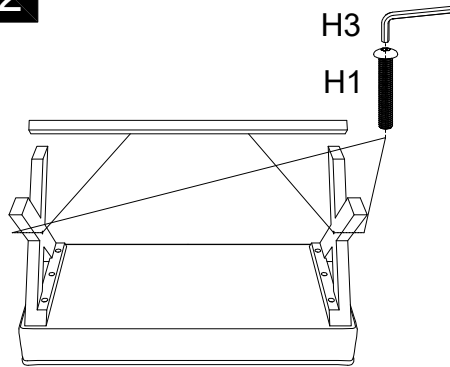
LABEL		DESCRIPTION	QTY
H1		SCREW M8×45mm	2
H2		SCREW M6×35mm	6
H3		Allen key M8	1

**1**



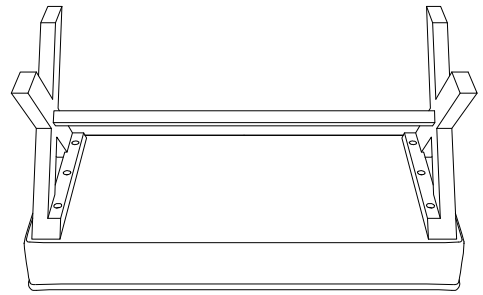
Tighten the screws to 80% tightness.

**2**



Tighten the screws to 80% tightness.

**3**



Put the bench on a flat surface to ensure it is leveled, then fully tighten all screws.