






ASSEMBLY INSTRUCTION

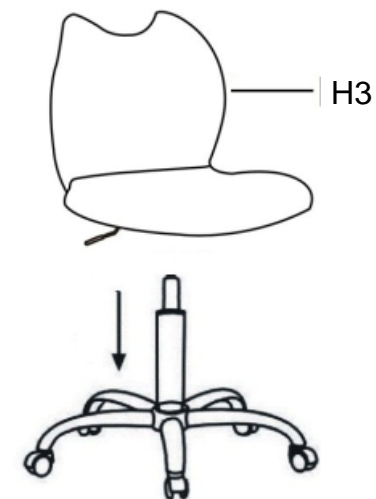
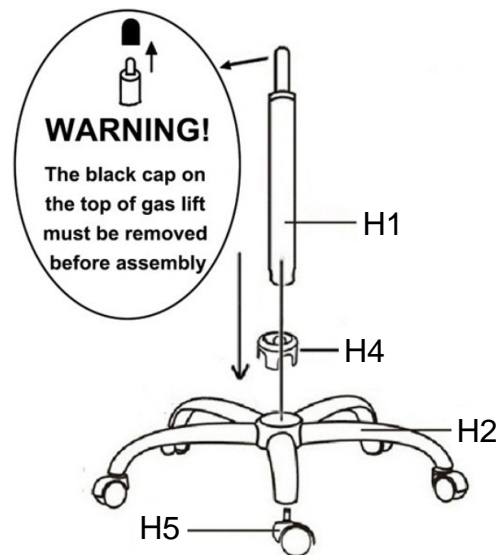
Office Chair ZH-1411



Component List

LABEL	SPARE PARTS	DESCRIPTION	QTY
H1		Gas Lift	1
H2		Base	1
H3		Seat	1
H4		Decoration circle	1
H5		Wheel	5

Assembly Steps



NOTE:

Over max.load (300lb) may cause damage to the chair.