

F7英文说明书打样文件

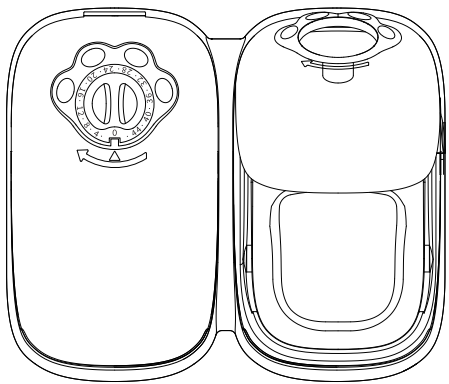
尺寸:100X100mm

材质:80g书纸

工艺:四色印刷

备注:三折正反面

100mm

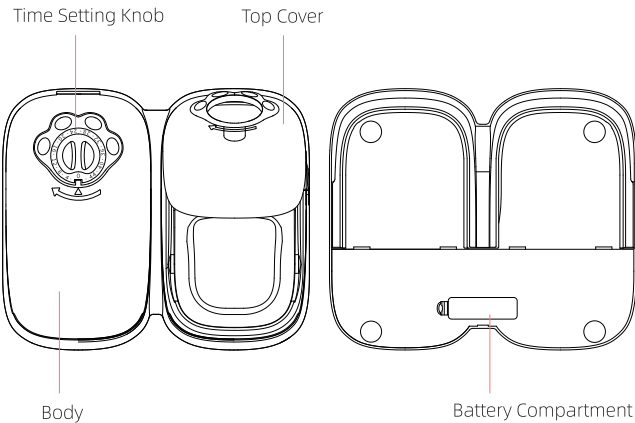


User Manual

2-Meal Pet Feeder

100mm

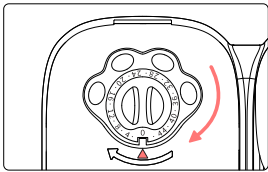
Product Glance



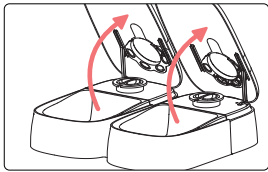
Using 2-Meal Pet Feeder

Note: Please do not set any time schedule when first using. Pets may need some time to get familiar with it.

1. Rotate from “0” and align the time you would like to feed your pet with “▲”, it will start countdown and open the lid based on your time settings.



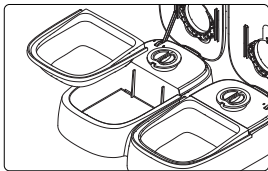
① Please do not rotate in anticlockwise direction.



② Both left food compartment and right one can set feeding time.

2. Add Appropriate Pet Food

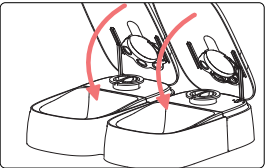
- ① One food tray can load at most 150g pet food.
- ② Both wet and dry food are available to this product.
- ③ Ice bag is supported to place under the food tray.



Using 2-Meal Pet Feeder

3. To Close the Top Cover

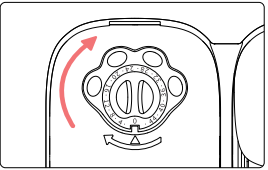
Please align the “0” with “▲” and then press down the top cover, or it will cause the deformation or broken of top cover.



4. Rotate the knob and align “▲” with the time you want to set up. It will start countdown as soon as you finish the time settings.

** Eg: If you align the “4” with “▲”, the top cover will be opened 4 hours later.*

- ① Please do not rotate in anticlockwise direction.
- ② Please be noted, even though the top cover opened, the knob will keep rotating because of the battery inside of product.



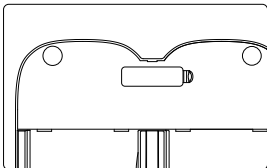
Warnings:

- ① Time difference for cover opening will be ± 30 mins.
- ② Even you set the same time for both two side, it may open in different time.

Using 2-Meal Pet Feeder

Battery Installation:

- ① Please keep dry while installing the battery.
- ② The battery compartment is very snug. Please be aware of the positive and negative end while installation.



To Clean Your Pet Feeder

For Device Body:

Please do not use the water to clean the body directly or it may cause the device abnormal. it's suggested to use the wet cloth and clean it up.

For Food tray:

You can detach it and clean it by water.

Product Parameters

Product Name	2-Meal Pet Feeder
Using Temperature	0°C - 50°C
Battery	One* AA Battery
Battery Lifetime	Around 6 months
Capacity/ Tray	150g
Product Size	284*73*242 MM
Material	ABS

Important Safety Information

1. Do NOT use outdoors. FOR INDOOR, HOUSEHOLD USE ONLY.
2. This product is used for small dogs and cats.
3. Read all instructions and check the out looking before installing or using this product.
4. Pet feeder should be placed on level surface.
5. Do not allow children to play with this product.
6. Inspect product regularly for correct operation and damage. Do not use if in doubt.
7. This product is designed for use with pets only, as described in these instructions.
8. Dispose of all packaging material properly.
9. For dry or semi-moist food use only. DO NOT use wet, canned or moist food.
10. Use only ALKALINE batteries for proper operation of the feeder.(Please take out the battery while not using the products)